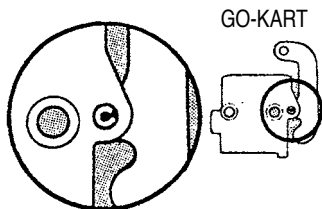


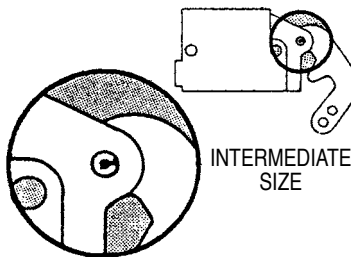
# INSTRUCTIONS



GO-KART

## LEVER REPLACEMENT

Place master cylinder on its side on a supporting surface that has clearance for roll pin to exit. Use a suitable diameter drift to drive roll pin out. Replace new lever in same position as the old one.

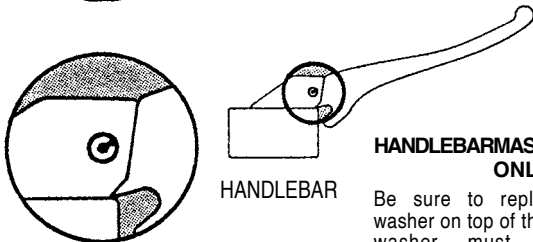


INTERMEDIATE  
SIZE

## IMPORTANT

*Split in roll pin must be located as shown in drawings.*

Be sure that hole in lever is lined up with the hole in master cylinder. Drive NEW roll pin into master cylinder until ends of roll pin are equally located within both ends of the hole.



HANDLEBAR

## HANDLEBAR MASTER CYLINDER ONLY

Be sure to replace the wave washer on top of the handle. Wave washer must be correctly positioned within recess on top of handle.