

# MXE RODLESS SCREW ACTUATOR

## MXE\_S SOLID BEARING ACTUATOR



### APPLICATIONS:

- Guidance of light to moderate loads and moments
- Long strokes, side or impact loads

### FEATURES:

- Load-bearing carrier design with large, flexible mounting pattern for load stability
- Self-lubricating, trapezoidal bearing design for smooth operation and long life
- Stainless steel dust band
- Lightweight aluminum design

### OPTIONS:

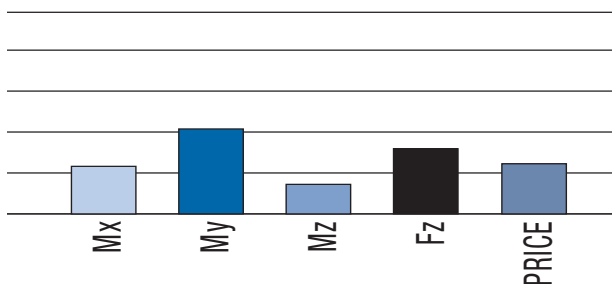
- Chose from 5 solid or 3 ball nut assembly leads
- Auxiliary carrier for higher Fz (load) and bending moment capacity
- Floating mount to compensate for non-parallelism with external guides
- In-line or reverse-parallel motor mounting
- Flush mount reed or solid state position sensors
- Inch or Metric mounting

### SPECIFICATIONS:


MODEL	MAX. STROKE (in.)	MAX. THRUST (lbs.)	*MAX. LOAD (lbs.)	MAX. SPEED (in./sec.)
MXE25S	120	170	70	60
MXE32S	120	170	150	60
MXE40S	120	800	225	60

\*Auxiliary carrier doubles the load capacities listed above

### MXE25S



## MXE\_P PROFILED RAIL ACTUATOR



### APPLICATIONS:

- Stable and precision guidance for moderate to high loads and moments
- Long strokes, unguided or overhung loads

### FEATURES:

- THK® Caged Ball® bearing technology for long life and smooth operation
- Low carrier height with large mounting pattern for high load stability
- Stainless steel dust band
- Lightweight aluminum design

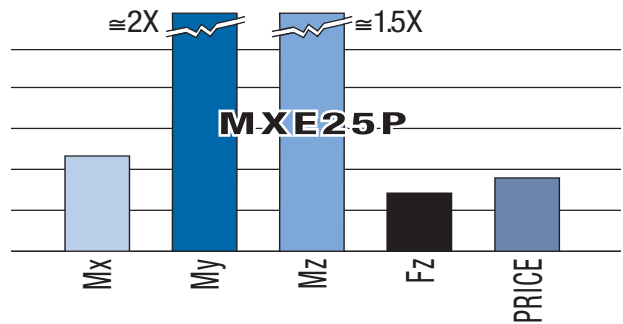
### OPTIONS:

- Chose from 5 solid or 3 ball nut assembly leads
- Auxiliary carrier for higher Fz (load) and bending moment capacity
- In-line or reverse-parallel motor mounting
- Flush mount reed or solid state position sensors
- Inch or Metric mounting

### SPECIFICATIONS:

MODEL	MAX. STROKE (in.)	MAX. THRUST (lbs.)	*MAX. LOAD (lbs.)	MAX. SPEED (in./sec.)
MXE25P	120	170	449	60
MXE32P	120	170	569	60
MXE40P	120	800	736	60


\*Auxiliary carrier doubles the load capacities listed above



Graphs are general performance comparisons between actuators of similar sizes. See brochure #8300-4000 or [www.tolomatic.com](http://www.tolomatic.com) for complete performance information.

Not all models deliver maximum values listed (i.e. maximum thrust may not be available with maximum stroke length). Information is subject to change without notice.

# Your motor here™



## An electric actuator for every motor.

**38 motor brands. Thousands of combinations. One actuator choice.** Select a high-performance Tolomatic electric actuator and we'll provide an in-line motor-specific interface for your motor - at no extra charge. With our online database you can select from a vast majority of motor manufacturers and models. If you can't find your motor listed, don't worry. We'll still create the mounting interface.\* No charge.

**Custom motor mounts. Five days. No charge.** Setting new standards in quality, service and performance. That's the Tolomatic way!

**The finest technical support.** Immediate access to the most experienced engineering and sales staff is just a phone call away at **1-800-328-2174. [www.tolomatic.com](http://www.tolomatic.com)**

Visit **[www.yourmotorhere.com](http://www.yourmotorhere.com)** today  
to find your motor/actuator match!



\*Certain motor styles may not qualify. Contact factory for more information.

©2007 Tolomatic Inc. Brands listed herein are trademarks of their respective companies.