


IMA ACTUATORS WITH 2 & 4 STACK MOTORS FOR MAXIMUM CONTINUOUS FORCE

The IMA Integrated Servo Actuator product offering now includes 2 and 4-stack motors in addition to the standard 1 and 3-stack motor offerings.


IMA Servo Integrated Actuator benefits include:

- **Compact, modular design** with an integrated servomotor with simple installation for efficient machine design
- **Precise motion control**
- **Best In Class Force and Process Repeatability** with Skewed Stator Design
 - *Best in class force repeatability independent of rotor position*
 - *Low cogging torque and reduced torque ripple*
- **Quick and easy integration** with drive and control systems



IMA33: 4-stack motor windings result in up to **38% more continuous force** over 3-stack windings in the IMA 44

IMA44: 4-stack motor windings result in up to **84% more continuous force** over 3-stack windings



IMA Integrated Linear Servo Actuators with Tolomatic Roller Screws for Long, Reliable Life

Pre-loaded roller screws benefits:

- Dynamic applications (high frequency)

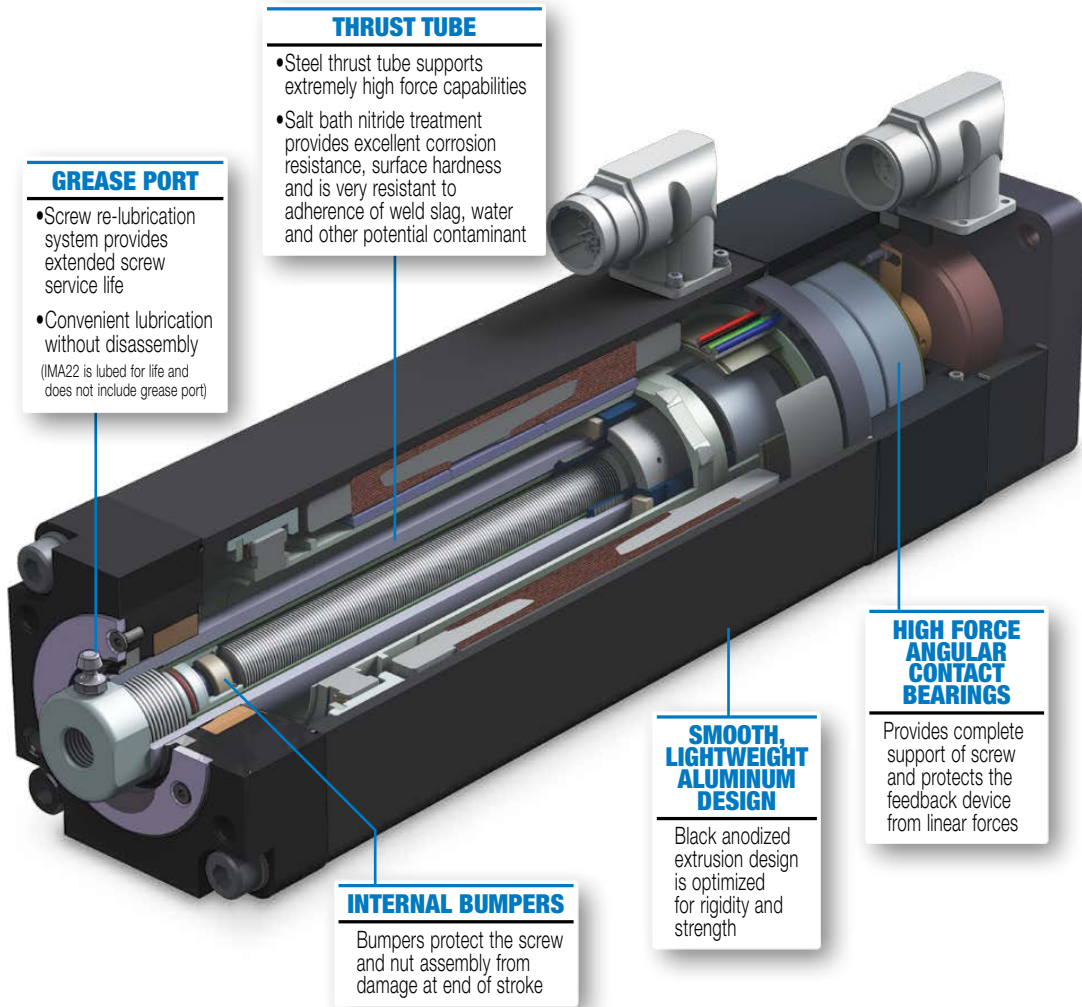
Increased peak force and DLR with XR Roller Screw design

- Longer rollers for increased capability
- Peak force up to 5400 lbf (24kN)
- DLR up to 20,624 lbf (92 kN)

IMA - Linear Actuator with Integrated 2-4 Stack Servo Motor

ENDURANCE TECHNOLOGYSM ...MAXIMUM DURABILITY

A Tolomatic Design Principle



THRUST TUBE

- Steel thrust tube supports extremely high force capabilities
- Salt bath nitride treatment provides excellent corrosion resistance, surface hardness and is very resistant to adherence of weld slag, water and other potential contaminant

GREASE PORT

- Screw re-lubrication system provides extended screw service life
- Convenient lubrication without disassembly (IMA22 is lubed for life and does not include grease port)

HIGH FORCE ANGULAR CONTACT BEARINGS

Provides complete support of screw and protects the feedback device from linear forces

SMOOTH, LIGHTWEIGHT ALUMINUM DESIGN

Black anodized extrusion design is optimized for rigidity and strength

INTERNAL BUMPERS

Bumpers protect the screw and nut assembly from damage at end of stroke

EXTENDED CATALOG OPTIONS:
Proven designs Tolomatic has delivered to customers. Consult Tolomatic for pricing and availability.

MODIFICATIONS



- Food Grade Modification



- Custom Connector



- Internal Anti-Rotate



- Manual Override



- Custom Mounting



- Integrated Cables

STANDARD MOUNTING



- Front Face



- Bottom Mounting Holes

OPTIONS

MOUNTING



- Mounting Plates



- Rear Clevis



- Front Flange



- Trunnion, Rear or Front



- Side Mount

ROD END

- Internal Thread - Standard



- External Threads



- Clevis



- Spherical Eye



- Alignment Coupler

BRAKE



- 24V Spring held / electronically released

IP67

- For protection against water and dust ingress

CABLES



- Signal Cable (5 & 10m)
- Power Cable (5 & 10m)

ARO

- Anti-Rotate



IMA - Linear Actuator with Integrated 2-4 Stack Servo Motor

Performance & Mechanical Specifications:

SERIES	STACK ¹	NUT/ SCREW	SCREW LEAD		DYNAMIC LOAD RATING (1 MIL REVS)		CONT. THRUST		PEAK THRUST		MAX. VELOCITY		BASE INERTIA ²	
			mm	in	kN	lbf	kN	lbf	kN	lbf	mm/sec	in/sec	kg-cm ²	lb-in ²
IMA33	4	BN05	05	0.197	8.7	1,960	4.5	1,000	4.5	1,000	350	13.8	5.8261	1.9909
		BN10	10	0.394	5.4	1,215	2.8	640	4.0	900	700	27.6	5.8261	1.9909
		BN20	20	0.788	11.4	2,560	1.4	320	3.0	675	1,333	52.5	5.9428	2.0308
		RN04	04	0.157	41.1	9,240	6.6	1,475	11.1	2,500	280	11.0	5.8310	1.9926
		RN05	05	0.197	45.4	10,210	5.3	1,180	11.1	2,500	350	13.8	5.8310	1.9926
		RN10	10	0.394	45.4	10,210	2.6	590	10.2	2,290	700	27.6	5.8310	1.9926
IMA44	2	BN05	05	0.197	18.0	4,035	5.5	1,245	10.4	2,345	292	11.5	7.9631	2.7211
		BN10	10	0.394	15.0	3,370	2.8	625	8.3	1,865	583	23.0	7.9631	2.7211
		BN25	25	0.985	11.3	2,540	1.1	250	3.3	745	1,333	52.5	7.9631	2.7211
		RN04	04	0.157	56.5	12,705	6.4	1,440	17.8	4,000	233	9.2	7.8865	2.6949
		RN05	05	0.197	56.5	12,705	5.1	1,150	14.7	3,300	292	11.5	7.8865	2.6949
		RN10	10	0.394	56.5	12,705	2.6	575	7.7	1,725	583	23.0	7.8865	2.6949
	4	RN05XR	05	0.197	56.5	12,705	7.3	1,650	17.8	4,000	292	11.5	9.6021	3.2812
		BN05	05	0.197	18.0	4,035	10.4	2,345	10.4	2,345	333	13.1	11.8405	4.0461
		BN10	10	0.394	15.0	3,370	7.3	1,645	11.0	2,470	667	26.2	11.8405	4.0461
		BN25	25	0.985	11.3	2,540	2.9	660	8.8	1,975	1,333	52.5	11.8405	4.0461
		RN04	04	0.157	56.5	12,705	16.9	3,810	17.8	4,000	267	10.5	11.7638	4.0199
		RN05	05	0.197	56.5	12,705	13.6	3,045	14.7	3,300	333	13.1	11.7638	4.0199
		RN10	10	0.394	56.5	12,705	6.8	1,525	17.8	4,000	667	26.2	11.7638	4.0199
		RN05XR	05	0.197	56.5	12,705	13.6	3,045	17.8	4,000	333	13.1	11.7638	4.0199

Motor Specifications:

WINDING/MOTOR VOLTAGE		IMA33		IMA44			
		MV24	MV44	MV22	MV42	MV24	MV44
TORQUE CONSTANT (K _t)	N-m/A Peak	0.64	1.28	0.52	0.90	0.64	1.29
	in-lb/A Peak	5.7	11.4	4.6	8.0	5.7	11.4
VOLTAGE CONSTANT (K _e)	V/Krpm Peak	78	155	66	107	81	162
	N-m	5.6	5.6	5.5	4.9	14.6	14.6
CONTINUOUS STALL TORQUE	in-lb	50.0	50.0	48.8	43.0	129.0	129.0
	A _{RMS}	7.2	3.6	7.5	3.8	16.0	8.0
CONTINUOUS STALL CURRENT	N-m	21.9	21.9	16.5	14.6	43.7	43.7
	in-lb	194.0	194.0	146.0	129.0	387.0	387.0
PEAK TORQUE	A _{RMS}	29.0	14.5	22.5	11.4	48.0	24.0
PEAK CURRENT	Ohms	1.14	4.56	0.90	4.20	0.35	1.46
RESISTANCE	mH	2.42	9.82	3.65	15.70	2.04	8.90
INDUCTANCE	V _{RMS}	230	460	230	460	230	460
BUS VOLTAGE	RPM	4,200	4,200	3,500	3,500	4,000	4,000
SPEED @ RATED V		8					
NO. OF POLES							



Performance data was validated using an aluminum face mount plate:

- IMA22 (8.25" x 7.0" x 0.7");
- IMA33 (8.25" x 7.0" x 0.7");
- IMA44 (9.0" x 9.0" x 0.7");
- IMA55 (9.0" x 9.0" x 1.0")

Ambient Temp. = 77°F (25°C);

Elevation < 3281' (1,000 m);

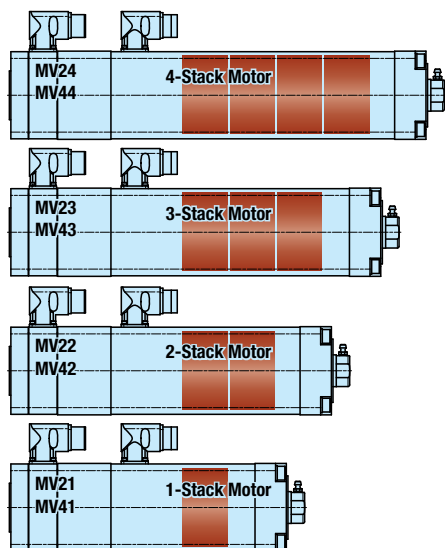
Drive specifications: Sinusoidal Commutation and PWM Voltage Source

- ¹2 = 2 Stack winding MV22 or MV42
- ¹3 = 3 Stack winding MV23 or MV43
- ¹4 = 4 Stack winding MV24 or MV44

²Value given is for a zero stroke actuator
[†]To be determined, visit www.tolomatic.com for up-to-date information

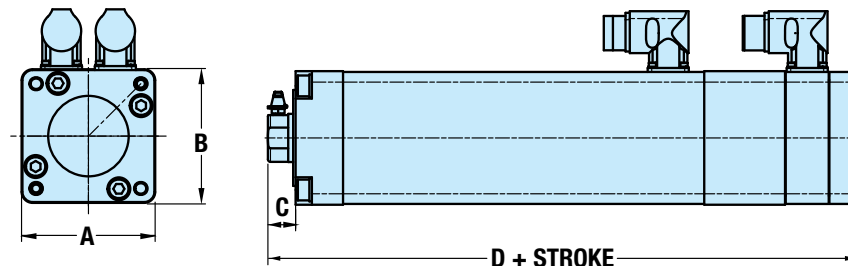
³In all vertical application an unpowered IMA will require a brake to maintain position. Tolomatic recommends that the nominal back drive force specification be used for reference only. Back drive force is subject to change throughout the life of the actuator, due to mechanical break in, ambient temperature, and duty cycle variation.

IMA - Linear Actuator with Integrated 1-4 Stack Servo Motor



- 4 - STACK (MINIMUM 7.5" STROKE)
- 3 - STACK (MINIMUM 6" STROKE)
- 2 - STACK (MINIMUM 4.5" STROKE)
- 1 - STACK (MINIMUM 3" STROKE)

Dimensions



	IMA33	IMA44
A	83.6	110.5
B	83.6	110.5
C	17.3	16.8
D 1 Stack	155.5	NA
D 2 Stack	NA	243.8
D 3 Stack	231.7	281.9
D 4 Stack	269.8	320.0
D 1 Stack w/ Brake	196.9	NA
D 2 Stack w/ Brake	NA	279.3
*D 3 Stack w/ Brake	273.1	317.4
*D 4 Stack w/ Brake	311.2	355.5

Dimensions in millimeters

	IMA33	IMA44
A	3.29	4.35
B	3.29	4.35
C	0.68	0.66
D 1 Stack	6.12	NA
D 2 Stack	NA	9.60
D 3 Stack	9.12	11.10
D 4 Stack	10.62	12.60
D 1 Stack w/ Brake	7.75	NA
D 2 Stack w/ Brake	NA	11.00
*D 3 Stack w/ Brake	10.75	12.50
*D 4 Stack w/ Brake	12.15	13.90

Dimensions in inches

NA = Not Available

*Overall length reduction is possible depending on application, contact Tolomatic

The Tolomatic Difference Expect More From the Industry Leader:



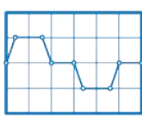
INNOVATIVE PRODUCTS

Solutions with Endurance TechnologySM for challenging applications.



FAST DELIVERY

Built-to-order with configurable stroke lengths and flexible mounting options.



ACTUATOR SIZING

Size and select electric actuators with our online software.



YOUR MOTOR HERE[®]

Match your motor to compatible mounting plates with Tolomatic actuators.



CAD LIBRARY

Download 2D or 3D CAD files for Tolomatic products.



TECHNICAL SUPPORT

Get a question answered or request a virtual design consultation with one of our engineers.



MADE IN U.S.A.

TolomaticTM

EXCELLENCE IN MOTION

COMPANY WITH
QUALITY SYSTEM
CERTIFIED BY DNV
= ISO 9001 =
Certified site: Hamel, MN

USA - Headquarters

Tolomatic Inc.

3800 County Road 116
Hamel, MN 55340, USA
Phone: (763) 478-8000
Toll-Free: 1-800-328-2174
sales@tolomatic.com
www.tolomatic.com

MEXICO

Centro de Servicio

Parque Tecnológico Innovación
Int. 23, Lateral Estatal 431,
Santiago de Querétaro,
El Marqués, México, C.P. 76246
Phone: +1 (763) 478-8000
help@tolomatic.com

EUROPE

Tolomatic Europe GmbH

Elisabethenstr. 20
65428 Rüsselsheim
Germany
Phone: +49 6142 17604-0
help@tolomatic.eu
www.tolomatic.com/de-de

CHINA

Tolomatic Automation Products (Suzhou) Co. Ltd.

No. 60 Chuangye Street, Building 2
Huqiu District, SND Suzhou
Jiangsu 215011 - P.R. China
Phone: +86 (512) 6750-8506
Tolomatic_China@tolomatic.com

All brand and product names are trademarks or registered trademarks of their respective owners. Information in this document is believed accurate at time of printing. However, Tolomatic assumes no responsibility for its use or for any errors

that may appear in this document. Tolomatic reserves the right to change the design or operation of the equipment described herein and any associated motion products without notice. Information in this document is subject to change without notice.

Visit www.tolomatic.com for the most up-to-date technical information