

# POWER TRANSMISSION PRODUCTS

• **ENDURANCE TECHNOLOGY**™

- RIGHT ANGLE GEARBOXES
- CALIPER DISC BRAKES
- DISC CONE CLUTCHES



**MAXIMUM DURABILITY**

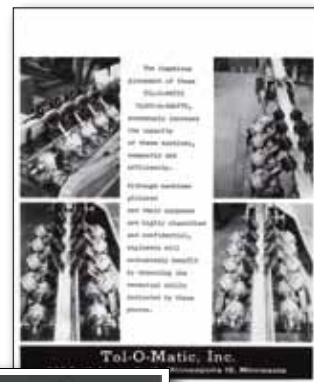


### It started with a custom solution.

Tolomatic's first product, the Float-A-Shaft®, marked the beginning of Tolomatic's innovative product solutions for the industrial automation market. Burton Toles, Tolomatic's founder, designed the Float-A-Shaft to greatly improve the efficiency of baler/sealing machinery used in the flour and milling industry. The unique right-angle gear box permitted quick product changeover and is still used today.

On the same baler/sealer machine, customers also wanted a low-cost simple mechanism to lift and sort bags. Again, the Tolomatic solution proved to be a winner with the invention of the cable cylinder – the world's first rodless product.

Thus began Tolomatic's product innovation legacy: unique and robust product solutions to solve customer problems.



### Tolomatic Milestones

- Founded in 1954 by Burton Toles – invention of the first right-angle gearbox that floats along its shaft.
- Designed the first rodless cylinder in 1958 – the cable cylinder is still in production today!
- Tolomatic purchases the Airheart Brake Company adding significantly to its brake product offerings.
- Introduction of the BC2 – world's best selling pneumatic rodless cylinder.
- Tolomatic holds a portfolio of patents for actuators and mechanical assemblies.
- Tolomatic becomes ISO certified in October of 1995.
- Top global auto producer selects Tolomatic as its sole worldwide supplier of servo actuators for robotic welding.
- Over 1,000,000 (and counting) Tolomatic actuators put in service in applications all over the world.



### Application experience.

Tolomatic began to turn things around for the packaging industry over 50 years ago and continues to innovate in nearly every market segment today.

- Packaging
- Automotive
- Food and Beverage
- Material Handling and Conveying
- Plastic Injection Molding
- Metal Processing
- Paper and Textiles
- Medical
- Electronics
- Printing
- Many more . . .

Every decision is driven to make our products the best in every aspect: performance, value, and life. From seals to finish, we make it right for your application.

### Real data. Real specs. Real world.

Products operate in the real world, not in a lab under a controlled environment. Complex and extreme motion profiles are often the norm. This is why Tolomatic rigorously tests products in a variety of operating conditions and provides complete performance information.

Thousands of customers...working in packaging, automotive, medical, plastics and material handling...rely on Tolomatic products to get the job done. Do what they do – turn to Tolomatic for your motion control and automation needs.

### TABLE OF CONTENTS

A LEGACY OF INNOVATION .....	2
GEARBOXES	
Slide-Rite .....	4
Float-A-Shaft .....	8
CALIPER DISC BRAKES	
Pneumatic .....	12
Hydraulic .....	14
Mechanical .....	16
Hydraulic / Mechanical .....	18
Spring Applied .....	20
CLUTCHES	
Disc Cone Clutch .....	22

### ENDURANCE TECHNOLOGY<sup>SM</sup>

Every Tolomatic pneumatic product is designed and built with Endurance Technology<sup>SM</sup>. Material selection, from seals to finish, and every other design element is optimized for long life and excellent performance. The result: the best value and best performing products on the market today.

# SLIDE-RITE® GEARBOX

## ENDURANCE TECHNOLOGY<sup>SM</sup>

Endurance Technology features are designed for maximum durability to provide extended service life.

The **Slide-Rite**®, like the classic **Float-A-Shaft**®, is a universal right angle gearbox. It consists of two 45° helical gears that mesh at right angles, designed to turn power at 90°. It can be operated in either direction and can slide axially along the drive or driven shaft.

A solid one-piece aluminum housing seals the gears from outside contaminants, providing for smooth operation in harsh industrial environments.

The **Slide-Rite**® gearbox's unique floating design maintains perfect shaft alignment for easy installation.



The specially selected corrosion resistant components of the **Slide-Rite**® CR Gearbox make it the perfect choice for environmentally challenging applications.

### SLIDE-RITE® CR FEATURES:

**ONE-PIECE GEARED SHAFT**  
• Fewer parts to wear

### BEARING BALLS & BEARING RACES

**HARDENED STEEL**  
• High performance materials for maximum life

**STAINLESS STEEL**  
• Corrosion resistant stainless steel balls and races

### HELICAL GEARS, KEYS, RETAINING RINGS

**ALLOY STEEL**  
• 45 degree helical gears are hardened alloy steel  
• High performance construction for trouble-free service

**NICKEL PLATED**  
• Corrosion resistant electroless nickel-plated geared sleeves, keys and retaining rings

### MAXIMUM FLEXIBILITY

• Both Slide-Rite and Float-A-Shaft (pg. 8) gearboxes can slide along the shaft, limited only by the length of the keyway  
• Accommodates either blind or through keyways

### USE STANDARD SHAFING

• Both Slide-Rite and Float-A-Shaft (pg. 8) gearboxes allow use of standard transmission shafting with your choice of sizes and keys, see website or catalog for details

### LEAK-PROOF PERFORMANCE

• One-piece housing, one-piece geared shaft and sealed bearings offer leak-proof performance and excellent service life

### PRELUBRICATED

• Prelubricated for long, trouble-free service

### MAXIMUM PRECISION

• Bores are ground to within 0.001 in (0.025 mm) tolerance

### LUBRICATION RESERVOIR

• Case forms its own lubrication reservoir for Slide-Rite and Float-A-Shaft (pg. 8) gearboxes  
• Zerk fittings (not shown) provide easy method to lubricate as required

### THREADED MOUNTING HOLES

• Convenient mounting

### HARDCOAT ALUMINUM CASE

• Resists corrosion  
• Provides strong exterior to protect gearing

### SPECIFICATIONS

- Max speed: 1,200 RPM
- Backlash: < 1 degree
- Bidirectional
- Slide through bore: limited only by length of keyway on shaft

Specifications and endurance technology features apply to all sizes of Slide-Rite® gearboxes.



### MODEL CHOICES



#### STANDARD SIZE or COMPACT SIZE

• Choose the size and performance required for the application



#### U.S. STANDARD or METRIC

• More bore size choices to use in applications all over the world



#### STANDARD or CORROSION RESISTANT

**CORROSION RESISTANT FEATURES:**  
• Electroless nickel-plated geared sleeves, keys and retaining rings  
• Stainless steel bearings  
• Clear anodized aluminum case



#### 1:1 / 3:2 or 2:1 GEAR RATIOS

• Many output choices to accommodate more applications

### SRG

SPECIFICATIONS: pg. 6  
MAXIMUM TORQUE: 2500 in-lbs  
TEMP: 300° F  
RPM: 1200

COMPLETE INFORMATION:  
www.tolomatic.com

# SLIDE-RITE® GEARBOX



**Compact Size – 1:1 Ratio**  
INCH

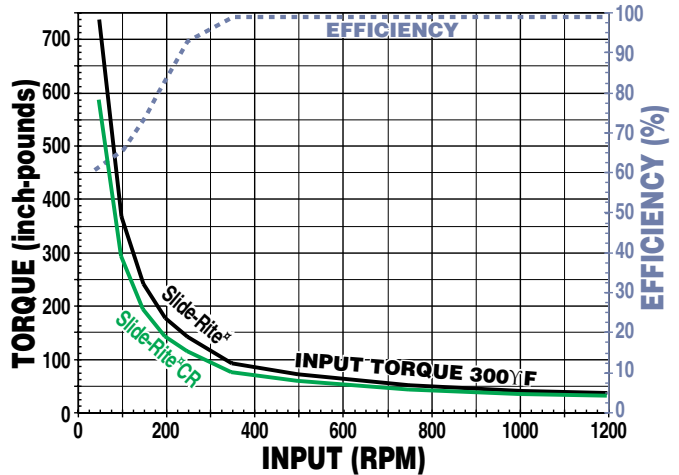
Slide-Rite® Model Number	RH or LH	"A" Bore Size (in)	"B" Bore Size (in)	Envelope Size (in)	Slide-Rite®CR Model Number
0120-0400	RH	1/2	1/2	3.1 x 3.1 x 3.1	0120-0420
0121-0400	LH	1/2	1/2	3.1 x 3.1 x 3.1	0121-0420
0122-0400	RH	1/2	5/8	3.1 x 3.1 x 3.1	0122-0420
0123-0400	LH	1/2	5/8	3.1 x 3.1 x 3.1	0123-0420
0124-0400	RH	5/8	5/8	3.1 x 3.1 x 3.1	0124-0420
0125-0400	LH	5/8	5/8	3.1 x 3.1 x 3.1	0125-0420



**Compact Size – 1:1 Ratio**  
METRIC

Slide-Rite® Model Number	RH or LH	"A" Bore Size (mm)	"B" Bore Size (mm)	Envelope Size (mm)
0120-0410	RH	12	12	78 x 78 x 78
0121-0410	LH	12	12	78 x 78 x 78
0122-0410	RH	12	15	78 x 78 x 78
0123-0410	LH	12	15	78 x 78 x 78
0124-0410	RH	15	15	78 x 78 x 78
0125-0410	LH	15	15	78 x 78 x 78

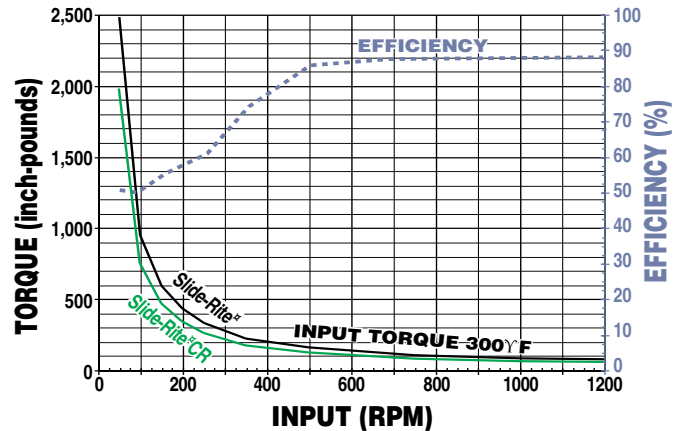
**Torque and Efficiency vs RPM at Maximum Operating Temperature**



**Standard Size – 1:1 Ratio**  
INCH

Slide-Rite® Model Number	RH or LH	"A" Bore Size (in)	"B" Bore Size (in)	Envelope Size (in)	Slide-Rite®CR Model Number
0220-0400	RH	3/4	3/4	3.8 x 5.9 x 3.8	0220-0420
0221-0400	LH	3/4	3/4	3.8 x 5.9 x 3.8	0221-0420
0222-0400	RH	3/4	1	3.8 x 5.9 x 3.8	0222-0420
0223-0400	LH	3/4	1	3.8 x 5.9 x 3.8	0223-0420
0224-0400	RH	3/4	1-1/4	3.8 x 5.9 x 3.8	0224-0420
0225-0400	LH	3/4	1-1/4	3.8 x 5.9 x 3.8	0225-0420
0226-0400	RH	1	1	3.8 x 5.9 x 3.8	0226-0420
0227-0400	LH	1	1	3.8 x 5.9 x 3.8	0227-0420
0228-0400	RH	1	1-1/4	3.8 x 5.9 x 3.8	0228-0420
0229-0400	LH	1	1-1/4	3.8 x 5.9 x 3.8	0229-0420
0230-0400	RH	1-1/4	1-1/4	3.8 x 5.9 x 3.8	0230-0420
0231-0400	LH	1-1/4	1-1/4	3.8 x 5.9 x 3.8	0231-0420

**Torque and Efficiency vs RPM at Maximum Operating Temperature**



**Standard Size – 1:1 Ratio**  
METRIC

Slide-Rite® Model Number	RH or LH	"A" Bore Size (mm)	"B" Bore Size (mm)	Envelope Size (mm)
0220-0410	RH	20	20	97 x 150 x 97
0221-0410	LH	20	20	97 x 150 x 97
0222-0410	RH	20	25	97 x 150 x 97
0223-0410	LH	20	25	97 x 150 x 97
0224-0410	RH	20	30	97 x 150 x 97
0225-0410	LH	20	30	97 x 150 x 97



### Standard Size – 1:1 Ratio (cont.) METRIC

Slide-Rite® Model Number	RH or LH	"A" Bore Size (mm)	"B" Bore Size (mm)	Envelope Size (mm)
0226-0410	RH	25	25	97 x 150 x 97
0227-0410	LH	25	25	97 x 150 x 97
0228-0410	RH	25	30	97 x 150 x 97
0229-0410	LH	25	30	97 x 150 x 97
0230-0410	RH	30	30	97 x 150 x 97
0231-0410	LH	30	30	97 x 150 x 97

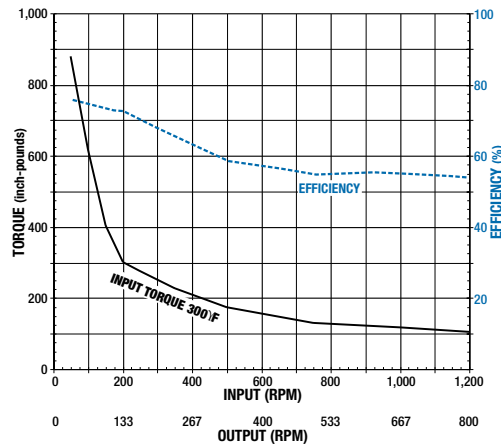
See graph on page 4



### Standard Size – 3:2 Ratio INCH

Slide-Rite® Model Number	RH or LH	"A" Bore Size (in)	"B" Bore Size (in)	Envelope Size (in)
0320-0460	RH	3/4	3/4	3.8 x 5.9 x 3.8
0321-0460	LH	3/4	3/4	3.8 x 5.9 x 3.8
0322-0460	RH	3/4	1	3.8 x 5.9 x 3.8
0323-0460	LH	3/4	1	3.8 x 5.9 x 3.8
0324-0460	RH	3/4	1-1/4	3.8 x 5.9 x 3.8
0325-0460	LH	3/4	1-1/4	3.8 x 5.9 x 3.8
0326-0460	RH	1	1	3.8 x 5.9 x 3.8
0327-0460	LH	1	1	3.8 x 5.9 x 3.8
0328-0460	RH	1	1-1/4	3.8 x 5.9 x 3.8
0329-0460	LH	1	1-1/4	3.8 x 5.9 x 3.8
0330-0460	RH	1-1/4	1-1/4	3.8 x 5.9 x 3.8
0331-0460	LH	1-1/4	1-1/4	3.8 x 5.9 x 3.8

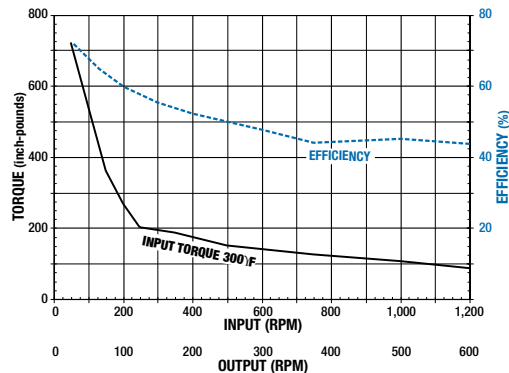
### Torque and Efficiency vs RPM at Maximum Operating Temperature



### Standard Size – 2:1 Ratio INCH

Slide-Rite® Model Number	RH or LH	"A" Bore Size (in)	"B" Bore Size (in)	Envelope Size (in)
0220-0460	RH	1/2	3/4	3.8 x 5.9 x 3.8
0221-0460	LH	1/2	3/4	3.8 x 5.9 x 3.8
0222-0460	RH	1/2	1	3.8 x 5.9 x 3.8
0223-0460	LH	1/2	1	3.8 x 5.9 x 3.8
0224-0460	RH	1/2	1-1/4	3.8 x 5.9 x 3.8
0225-0460	LH	1/2	1-1/4	3.8 x 5.9 x 3.8
0226-0460	RH	5/8	3/4	3.8 x 5.9 x 3.8
0227-0460	LH	5/8	3/4	3.8 x 5.9 x 3.8
0228-0460	RH	5/8	1	3.8 x 5.9 x 3.8
0229-0460	LH	5/8	1	3.8 x 5.9 x 3.8
0230-0460	RH	5/8	1-1/4	3.8 x 5.9 x 3.8
0231-0460	LH	5/8	1-1/4	3.8 x 5.9 x 3.8
0232-0460	RH	3/4	3/4	3.8 x 5.9 x 3.8
0233-0460	LH	3/4	3/4	3.8 x 5.9 x 3.8
0234-0460	RH	3/4	1	3.8 x 5.9 x 3.8
0235-0460	LH	3/4	1	3.8 x 5.9 x 3.8
0236-0460	RH	3/4	1-1/4	3.8 x 5.9 x 3.8
0237-0460	LH	3/4	1-1/4	3.8 x 5.9 x 3.8

### Torque and Efficiency vs RPM at Maximum Operating Temperature




# FLOAT-A-SHAFT® GEARBOX

## ENDURANCE TECHNOLOGY<sup>SM</sup>

Endurance Technology features are designed for maximum durability to provide extended service life.

The classic **Float-A-Shaft**®, is a universal right angle gearbox. It consists of two 45° helical gears that mesh at right angles, designed to turn power at 90°. It can be operated in either direction and can slide axially along the drive or driven shaft.

The **Float-A-Shaft**® gearbox's unique floating design maintains perfect shaft alignment allowing for easy installation.





### MODEL CHOICES

- HIGH TORQUE ROLLER BEARING or LOW TORQUE JOURNAL BEARING**
  - More performance choices to use in a greater variety of applications
- STANDARD SIZE or COMPACT SIZE**
  - Choose the size and performance required for the application
- FLAT BASE / FOOT MOUNT or STANDARD MOUNT**
  - Flexible mounting choices to accommodate more applications
- U.S. STANDARD or METRIC**
  - More bore size choices to use in applications all over the world
- 1:1 / 3:2 / 2:1 or 2.5:1 GEAR RATIOS**
  - Many output choices to accommodate more applications

**FAS**  
SPECIFICATIONS: pg. 10  
MAXIMUM  
TORQUE: 1050 in-lbs  
TEMP: 300° F  
RPM: 500  
**COMPLETE INFORMATION:**  
www.tolomatic.com

# FLOAT-A-SHAFT® GEARBOX

## COMPACT SIZE

Standard	Footmount
	
Envelope Size	Envelope Size
2.9 x 3.5 x 3.0 (in)	3.0 x 3.7 x 3.0 (in)
74 x 89 x 76 (mm)	76 x 94 x 76 (mm)

## HIGH TORQUE ROLLER BEARING

1:1 Ratio  
INCH

Standard	RH or LH	"A" Bore Size (in)	"B" Bore Size (in)	Footmount Model No.
0105-0100	RH	1/2	1/2	0111-0100
0106-0100	LH	1/2	1/2	0112-0100
0107-0100	RH	1/2	5/8	0113-0100
0108-0100	LH	1/2	5/8	0114-0100
0109-0100	RH	5/8	5/8	0115-0100
0110-0100	LH	5/8	5/8	0116-0100

## METRIC



Standard	RH or LH	"A" Bore Size (mm)	"B" Bore Size (mm)	Footmount Model No.
0120-0100	RH	12	12	0126-0100
0121-0100	LH	12	12	0127-0100
0122-0100	RH	12	15	0128-0100
0123-0100	LH	12	15	0129-0100
0124-0100	RH	15	15	0130-0100
0125-0100	LH	15	15	0131-0100

## LOW TORQUE JOURNAL BEARING

1:1 Ratio  
INCH

Standard	RH or LH	"A" Bore Size (in)	"B" Bore Size (in)	Footmount Model No.
0105-0000	LH	1/2	1/2	0111-0000
0106-0000	RH	1/2	1/2	0112-0000
0107-0000	LH	1/2	5/8	0113-0000
0108-0000	RH	1/2	5/8	0114-0000
0109-0000	LH	5/8	5/8	0115-0000
0110-0000	RH	5/8	5/8	0116-0000

## STANDARD SIZE

Standard	Flatbase
	
Envelope Size	Envelope Size
3.8 x 6.3 x 4.3 (in)	3.8 x 6.3 x 4.0 (in)
97 x 160 x 109 (mm)	97 x 160 x 102 (mm)

## HIGH TORQUE ROLLER BEARING

1:1 Ratio  
INCH

Standard	RH or LH	"A" Bore Size (in)	"B" Bore Size (in)	Flatbase Model No.
0203-0200	RH	3/4	3/4	0217-0200
0204-0200	LH	3/4	3/4	0218-0200
0205-0200	RH	3/4	1	0219-0200
0206-0200	LH	3/4	1	0220-0200
0207-0200	RH	3/4	1-1/4	0221-0200
0208-0200	LH	3/4	1-1/4	0222-0200
0209-0200	RH	1	1	0223-0200
0210-0200	LH	1	1	0224-0200
0211-0200	RH	1	1-1/4	0225-0200
0212-0200	LH	1	1-1/4	0226-0200
0213-0200	RH	1-1/4	1-1/4	0227-0200
0214-0200	LH	1-1/4	1-1/4	0228-0200

## METRIC

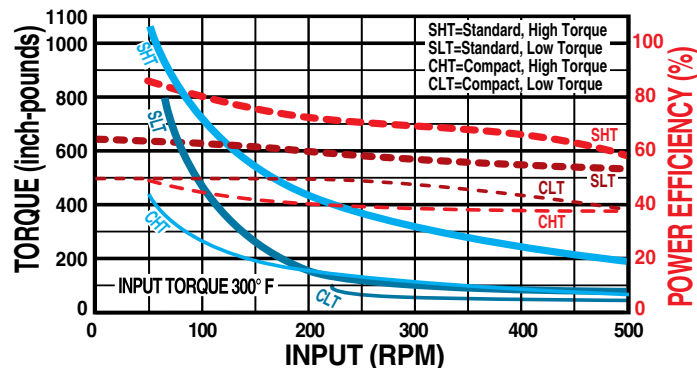
Standard	RH or LH	"A" Bore Size (mm)	"B" Bore Size (mm)	Flatbase Model No.
0308-0200	RH	20	20	0328-0200
0309-0200	LH	20	20	0329-0200
0310-0200	RH	20	25	0330-0200
0311-0200	LH	20	25	0331-0200
0312-0200	RH	20	30	0332-0200
0313-0200	LH	20	30	0333-0200
0314-0200	RH	25	25	0334-0200
0315-0200	LH	25	25	0335-0200
0316-0200	RH	25	30	0336-0200
0317-0200	LH	25	30	0337-0200
0318-0200	RH	30	30	0338-0200
0319-0200	LH	30	30	0339-0200

## LOW TORQUE JOURNAL BEARING

1:1 Ratio  
INCH

Standard Model No.	RH or LH	"A" Bore Size (in)	"B" Bore Size (in)	Flatbase Model No.
0203-0000	LH	3/4	3/4	0246-0000
0204-0000	RH	3/4	3/4	0245-0000
0207-0000	LH	3/4	1	0248-0000
0208-0000	RH	3/4	1	0247-0000
0211-0000	LH	3/4	1-1/4	0250-0000
0212-0000	RH	3/4	1-1/4	0249-0000
0215-0000	LH	3/4	1-1/2	0252-0000
0216-0000	RH	3/4	1-1/2	0251-0000
0219-0000	LH	1	1	0254-0000
0220-0000	RH	1	1	0253-0000
0223-0000	LH	1	1-1/4	0256-0000
0224-0000	RH	1	1-1/4	0255-0000
0227-0000	LH	1	1-1/2	0258-0000
0228-0000	RH	1	1-1/2	0257-0000
0231-0000	LH	1-1/4	1-1/4	0270-0000
0232-0000	RH	1-1/4	1-1/4	0269-0000
0235-0000	LH	1-1/4	1-1/2	0272-0000
0236-0000	RH	1-1/4	1-1/2	0271-0000
0239-0000	LH	1-1/2	1-1/2	0274-0000
0240-0000	RH	1-1/2	1-1/2	0273-0000

**1:1 RATIO**  
**Torque and Efficiency vs RPM at Maximum Operating Temperature**



# FLOAT-A-SHAFT® GEARBOX

## HIGH TORQUE ROLLER BEARING

3:2 Ratio  
INCH

Standard	RH or LH	"A" Bore Size (in)	"B" Bore Size (in)	Flatbase Model No.
0231-0200	RH	3/4	3/4	0245-0200
0232-0200	LH	3/4	3/4	0246-0200
0233-0200	RH	3/4	1	0247-0200
0234-0200	LH	3/4	1	0248-0200
0235-0200	RH	3/4	1-1/4	0249-0200
0236-0200	LH	3/4	1-1/4	0250-0200
0237-0200	RH	1	1	0251-0200
0238-0200	LH	1	1	0252-0200
0239-0200	RH	1	1-1/4	0253-0200
0240-0200	LH	1	1-1/4	0254-0200
0241-0200	RH	1-1/4	1-1/4	0255-0200
0242-0200	LH	1-1/4	1-1/4	0256-0200

## METRIC

Standard	RH or LH	"A" Bore Size (mm)	"B" Bore Size (mm)	Flatbase Model No.
0354-0200	RH	25	25	0374-0200
0355-0200	LH	25	25	0375-0200
0356-0200	RH	25	30	0376-0200
0357-0200	LH	25	30	0377-0200
0358-0200	RH	30	30	0378-0200
0359-0200	LH	30	30	0379-0200

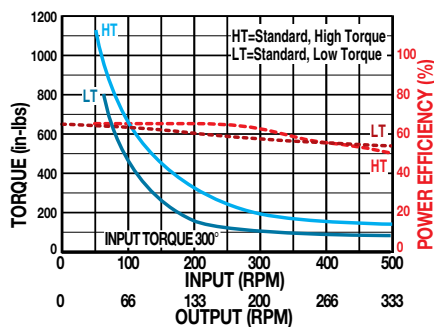
## LOW TORQUE JOURNAL BEARING

3:2 Ratio  
INCH

Standard	RH or LH	"A" Bore Size (in)	"B" Bore Size (in)	Flatbase Model No.
0241-0000	RH	3/4	3/4	0277-0000
0242-0000	LH	3/4	3/4	0278-0000
0259-0000	RH	3/4	1	0279-0000
0260-0000	LH	3/4	1	0280-0000
0261-0000	RH	1	1	0281-0000
0262-0000	LH	1	1	0282-0000
0263-0000	RH	1	1-1/4	0283-0000
0264-0000	LH	1	1-1/4	0284-0000
0265-0000	RH	1-1/4	1-1/4	0285-0000
0266-0000	LH	1-1/4	1-1/4	0286-0000

## 3:2 RATIO

Torque and Efficiency vs RPM  
at Maximum Operating Temperature



## HIGH TORQUE ROLLER BEARING

2:1 Ratio  
INCH

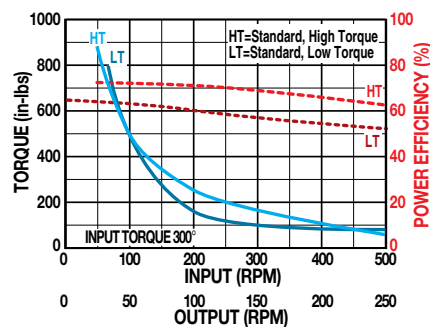
Standard	RH or LH	"A" Bore Size (in)	"B" Bore Size (in)	Flatbase Model No.
0259-0200	RH	1/2	3/4	0279-0200
0260-0200	LH	1/2	3/4	0280-0200
0261-0200	RH	1/2	1	0281-0200
0262-0200	LH	1/2	1	0282-0200
0263-0200	RH	1/2	1-1/4	0283-0200
0264-0200	LH	1/2	1-1/4	0284-0200
0265-0200	RH	5/8	3/4	0285-0200
0266-0200	LH	5/8	3/4	0286-0200
0267-0200	RH	5/8	1	0287-0200
0268-0200	LH	5/8	1	0288-0200
0269-0200	RH	5/8	1-1/4	0289-0200
0270-0200	LH	5/8	1-1/4	0290-0200
0271-0200	RH	3/4	3/4	0291-0200
0272-0200	LH	3/4	3/4	0292-0200
0273-0200	RH	3/4	1	0293-0200
0274-0200	LH	3/4	1	0294-0200
0275-0200	RH	3/4	1-1/4	0295-0200
0276-0200	LH	3/4	1-1/4	0296-0200

## METRIC

Standard	RH or LH	"A" Bore Size (mm)	"B" Bore Size (mm)	Flatbase Model No.
0390-0200	RH	15	20	0422-0200
0391-0200	LH	15	20	0432-0200
0392-0200	RH	15	25	0424-0200
0393-0200	LH	15	25	0425-0200
0394-0200	RH	15	30	0426-0200
0395-0200	LH	15	30	0427-0200

## 2:1 RATIO

Torque and Efficiency vs RPM  
at Maximum Operating Temperature



## STANDARD SIZE



## LOW TORQUE JOURNAL BEARING

2:1 Ratio  
INCH

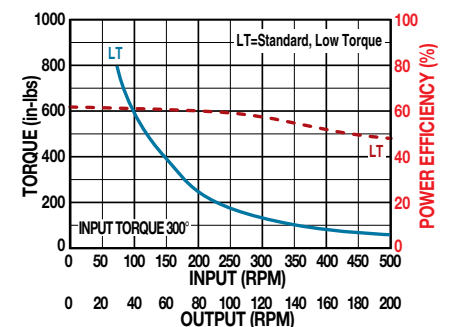
Standard	RH or LH	"A" Bore Size (in)	"B" Bore Size (in)
0303-0000	LH	1/2	3/4
0304-0000	RH	1/2	3/4
0307-0000	LH	1/2	1
0308-0000	RH	1/2	1
0311-0000	LH	1/2	1-1/4
0312-0000	RH	1/2	1-1/4
0317-0000	LH	5/8	3/4
0318-0000	RH	5/8	3/4
0321-0000	LH	5/8	1
0322-0000	RH	5/8	1
0325-0000	LH	5/8	1-1/4
0326-0000	RH	5/8	1-1/4

2.5:1 Ratio  
INCH

Standard	RH or LH	"A" Bore Size (in)	"B" Bore Size (in)
0403-0000	LH	1/2	3/4
0404-0000	RH	1/2	3/4
0407-0000	LH	1/2	1
0408-0000	RH	1/2	1
0411-0000	LH	1/2	1-1/4
0412-0000	RH	1/2	1-1/4
0417-0000	LH	5/8	3/4
0418-0000	RH	5/8	3/4
0421-0000	LH	5/8	1
0422-0000	RH	5/8	1
0425-0000	LH	5/8	1-1/4
0426-0000	RH	5/8	1-1/4

## 2.5:1 RATIO

Torque and Efficiency vs RPM  
at Maximum Operating Temperature





# PNEUMATIC CALIPER DISC BRAKES

## ENDURANCE TECHNOLOGY<sup>SM</sup>

Endurance Technology features are designed for maximum durability to provide extended service life.

Tolomatic manufactures pneumatic brakes in three sizes: P10 Series, P20 Series and P220 Series. Available in both single acting or double acting. These brakes feature replaceable, high-

grade friction material, standard Buna-N seals, aluminum construction and zinc plated bolts. Options include retractable pistons, EPR seals, seals of Viton® material and floating bracket.

### • FRICTION MATERIAL •

- Replaceable, high-grade friction material


### • SEALS •

YOUR CHOICE OF:

- Buna-N
- EPR
- Viton®

### • ZINC PLATED BOLTS •

- Durable and corrosion resistant



### • ALUMINUM BODY •

- Durable, light and corrosion resistant



## MODEL CHOICES



### DOUBLE ACTING or SINGLE ACTING

- More choices to use in a greater variety of applications



### FIXED or FLOATING MOUNT

DOUBLE ACTING

- Fixed Mount - Fixed Disc
- SINGLE ACTING
- Fixed Mount - Floating Disc
- Floating Mount - Fixed Disc



### RETRACTABLE PISTONS

- For applications requiring absolutely no residual drag from the linings on the disc



### SEALS

- Buna-N (standard) for temperatures up to 225°F
- EPR for temperatures up to 300°F
- Viton® for temperatures up to 400°F



### TOLOMATIC DISC CHOICES

Thickness: 5/32", 1/4", 3/8", 1/2"  
Diameter: 6-5/16", 8", 10", 12", 16"

### • P-CDB

SPECIFICATIONS: pg. 13

MAXIMUM

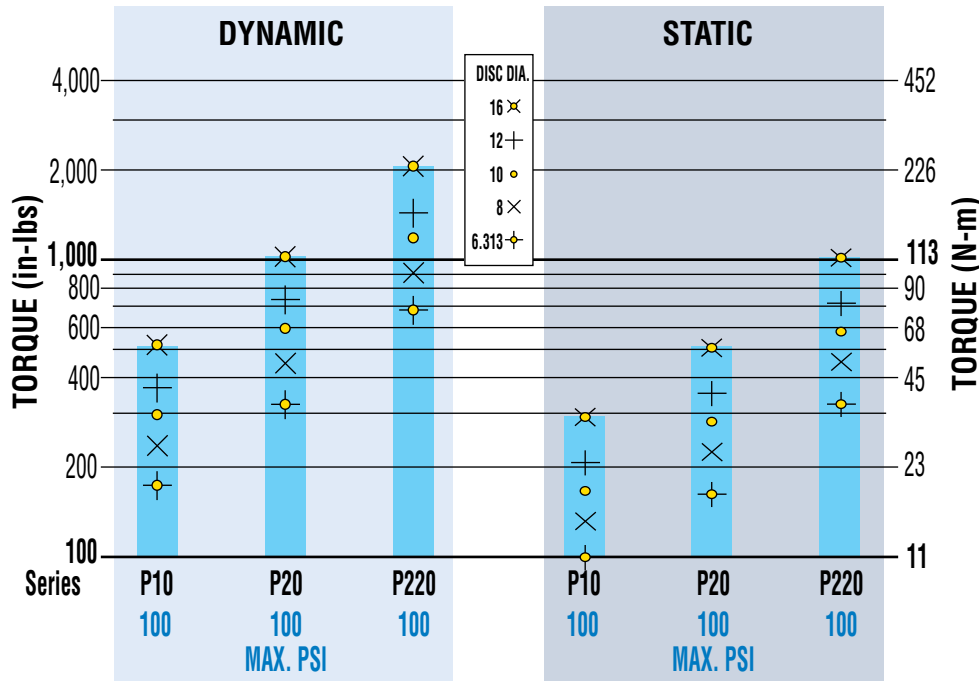
PRESSURE: 100 PSI

TEMP: 400° F

TORQUE: 2076 in-lbs

COMPLETE INFORMATION:  
www.tolomatic.com

## MAX. TORQUE



Note: Graph above indicates maximum torque data represented visually.  
Table below indicates maximum torque data represented numerically.  
Grey background (below) indicates disc sizes not normally in Tolomatic inventory.

Disc Dia.	MAX. DYNAMIC TORQUE		
	P10	P20	P220
6.313	174	328	685
8	233	450	907
10	303	594	1,184
12	373	738	1,463
14	443	882	1,771
16	513	1,026	2,076
MAX. PSI	100	100	100

Disc Dia.	MAX. STATIC TORQUE		
	P10	P20	P220
6.313	99	164	343
8	133	225	454
10	173	297	592
12	213	369	732
14	253	441	886
16	293	513	1,038
MAX. PSI	100	100	100

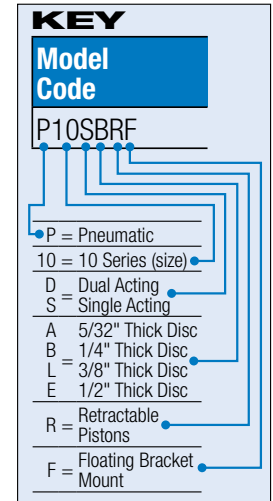
Note: Disc Dia. given in inches, Max. Torque given in in-lbs

Assembly Number	Model Code
P10 Max. Disc Diameter: No Max.	
0701-0000	P10DA
0708-0000	P10DAR
0702-0000	P10DB
0709-0000	P10DBR
0702-0002	P10DL
0709-0002	P10DLR
0704-0000	P10DE
0709-0003	P10DER
0705-0000	P10SA
0705-0001	P10SAF
0710-0000	P10SAR
0710-0001	P10SARF
0703-0000	P10SB
0703-0001	P10SBF

Assembly Number	Model Code
0710-0003	P10SBR
0710-0007	P10SBRF
0705-0007	P10SL
0705-0006	P10SLF
P20 Max. Disc Diameter: No Max.	
0720-0000	P20DA
0728-0000	P20DAR
0721-0000	P20DB
0729-0000	P20DBR
0720-0013	P20DL
0729-0001	P20DLR
0725-0000	P20DE
0719-0000	P20DER
0724-0000	P20SA
0724-0001	P20SAF

Assembly Number	Model Code
0730-0001	P20SARF
0722-0000	P20SB
0722-0001	P20SBF
0723-0001	P20SBRF
0722-0002	P20SL
0722-0016	P20SLF
P220 Max. Disc Diameter: 16 in	
0735-0100	P220DA
0736-0110	P220DAR
0735-0200	P220DB
0736-0210	P220DBR
0735-0322	P220DLR
0735-0300	P220DE
0736-0310	P220DER
0735-0704	P220DX

Assembly Number	Model Code
0735-0304	P220DX Vent. Rotor
0736-0314	P220DXR Vent. Rotor
0733-0000	P220SA
0733-0020	P220SAF
0734-0010	P220SAR
0734-0030	P220SARF
0733-0100	P220SB
0733-0120	P220SBF
0734-0130	P220SBRF
0733-0413	P220SL
0733-0237	P220SLF
0733-0200	P220SE
0733-0220	P220SEF




# HYDRAULIC CALIPER DISC BRAKES

## ENDURANCE TECHNOLOGY<sup>SM</sup>

Endurance Technology features are designed for maximum durability to provide extended service life.

Tolomatic hydraulic brakes are available in the widest variety of sizes. From the H10 Series up to the H960 Series, these brakes are sure to supply the braking torque required for the application. Available in both single acting or double acting. These brakes

feature replaceable, high-grade friction material, standard Buna-N seals, aluminum or cast iron construction, bleeder screws and zinc plated bolts. Options include retractable pistons, EPR seals, seals of Viton® material and floating bracket.



## MODEL CHOICES



### DOUBLE ACTING or SINGLE ACTING

- More choices to use in a greater variety of applications



### FIXED or FLOATING MOUNT

- Fixed Mount - Fixed Disc
- Fixed Mount - Floating Disc
- Floating Mount - Fixed Disc



### ALUMINUM or CAST IRON HOUSING

- More choices to use in a greater variety of applications



### SEALS

- Buna-N (standard) use with mineral based hydraulic oil for temperatures up to 225°F
- EPR use with automotive brake fluid for temperatures up to 300°F
- Viton® offers a wide spectrum of chemical compatibility for temperatures up to 400°F



### RETRACTABLE PISTONS

- For applications requiring absolutely no residual drag from the linings on the disc



### DISC CHOICES

Thickness: 5/32", 1/4", 3/8", 1/2", 1"  
Diameter: 6-5/16", 8", 10", 12", 16"

### • H-CDB

SPECIFICATIONS: pg. 15

MAXIMUM

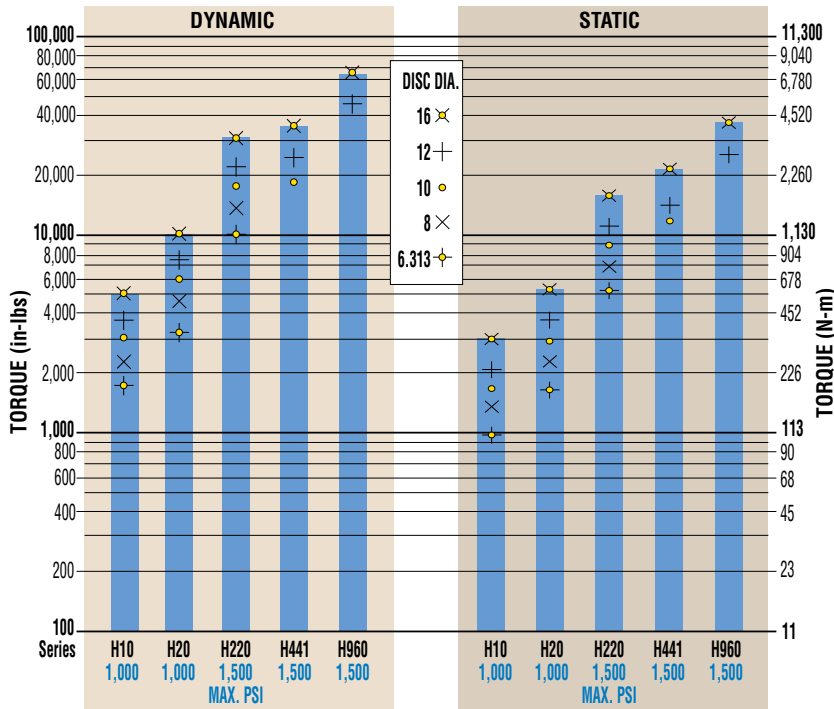
PRESSURE: 1500 PSI

TEMP: 400° F

TORQUE: 76812 in-lbs

COMPLETE INFORMATION:  
www.tolomatic.com

## MAX. TORQUE



Note: Graph above indicates maximum torque data represented visually.  
Table below indicates maximum torque data represented numerically.  
Grey background (below) indicates disc sizes not normally in Tolomatic inventory.

Disc Dia.	MAX. DYNAMIC TORQUE				
	H10	H20	H220	H441	H960
6.313	1,737	3,285	10,282		
8	2,328	4,500	13,608		
10	3,028	5,940	17,755	19,539	
12	3,728	7,380	21,946	24,834	45,672
14	4,428	8,820	26,568	30,129	56,052
16	5,128	10,260	31,147	35,424	66,432
18				40,719	76,812
20				46,014	
22				51,309	
24				56,606	
MAX. PSI	1,000	1,000	1,500	1,500	1,500

Disc Dia.	MAX. STATIC TORQUE				
	H10	H20	H220	H441	H960
6.313	993	1,642	5,141		
8	1,330	2,250	6,804		
10	1,730	2,970	8,878	11,679	
12	2,130	3,690	10,973	14,844	26,664
14	2,530	4,410	13,284	18,009	32,724
16	2,930	5,130	15,574	21,174	38,784
18				24,339	44,844
20				27,504	
22				30,669	
24				33,834	
MAX. PSI	1,000	1,000	1,500	1,500	1,500

Note: Disc Dia. given in inches, Max. Torque given in in-lbs

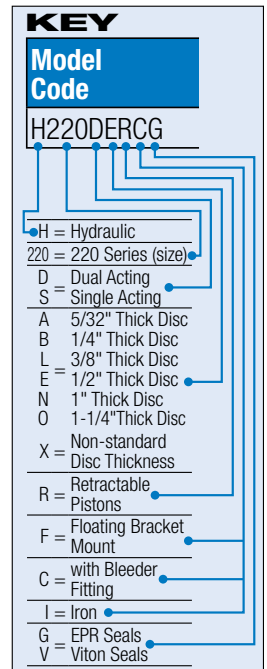
Assembly Number	Model Code
H10 Max. Disc Diameter: No Max.	
0701-0010	H10DAC
0701-0011	H10DACG
0708-0010	H10DARC
0708-0011	H10DARCG
0702-0010	H10DBC
0702-0011	H10DBC
0709-0010	H10DBRC
0709-0011	H10DBRCG
0705-0010	H10SAC
0705-0008	H10SACG
0705-0011	H10SAFC

Assembly Number	Model Code
0705-0009	H10SAFCG
0703-0010	H10SBC
0703-0009	H10SBCG
0703-0013	H10SBFC
H20 Max. Disc Diameter: No Max.	
0720-0010	H20DAC
0720-0011	H20DACG
0728-0010	H20DARC
0728-0011	H20DARCG
0721-0010	H20DBC
0721-0011	H20DBC
0729-0010	H20DBRC

Assembly Number	Model Code
0729-0011	H20DBRCG
0725-0013	H20DLC
0721-0003	H20DLCG
0729-0008	H20DLRC
0729-0016	H20DLRCG
0725-0010	H20DEC
0725-0011	H20DEC
0719-0010	H20DERC
0719-0011	H20DERCG
0724-0010	H20SAC
0724-0012	H20SACG
0724-0011	H20SAFC

Assembly Number	Model Code
0724-0013	H20SAFCG
0730-0013	H20SARFCG
0722-0010	H20SBC
0722-0013	H20SBCG
0722-0011	H20SBFC
0722-0014	H20SBFCG
0723-0012	H20SBRFCG
0724-0014	H20SLC
0724-0016	H20SLCG
H220 Max. Disc Diameter: 16 in	
0735-0101	H220DAC
0735-0103	H220DACG
0735-0403	H220DACI
0735-0407	H220DACIG
0736-0111	H220DARC
0736-0112	H220DARCG
0735-0201	H220DBC
0735-0202	H220DBC
0735-0404	H220DBCI
0735-0408	H220DBCI
0736-0211	H220DBRC
0736-0212	H220DBRCG
0735-0316	H220DLC
0735-0318	H220DLCG
0735-0405	H220DLCI
0735-0409	H220DLCIG
0735-0326	H220DLRC
0735-0315	H220DLRCG
0735-0301	H220DEC
0735-0302	H220DEC
0735-0406	H220DECI
0735-0410	H220DECI
0736-0311	H220DERC
0736-0312	H220DERCG
0733-0001	H220SAC
0733-0006	H220SACG
0733-0402	H220SACI
0733-0406	H220SACIG
0733-0021	H220SAFC
0733-0022	H220SAFCG
0733-0422	H220SAFCI
0733-0426	H220SAFCIG
0733-0101	H220SBC
0733-0102	H220SBCG
0733-0403	H220SBCI
0733-0407	H220SBCIG
0733-0121	H220SBFC
0733-0122	H220SBFCG
0733-0423	H220SBFCI
0733-0427	H220SBFCIG
0733-0108	H220SBG
0734-0131	H220SBRFC
0733-0201	H220SEC

Assembly Number	Model Code
0733-0202	H220SECG
0733-0405	H220SECI
0733-0409	H220SECIG
0733-0206	H220SLCG
0733-0404	H220SLCI
0733-0408	H220SLCIG
0733-0212	H220SLFC
0733-0230	H220SLFCG
0733-0424	H220SLFCI
0733-0428	H220SLFCIG
0733-0221	H220SEFC
0733-0222	H220SEFCG
0733-0425	H220SEFCI
0733-0429	H220SEFCIG
0734-0213	H220SERFC
0733-0226	H220SOIC
0733-0227	H220SOICG
H441 Max. Disc Diameter: No Max.	
0774-0000	H441D
0774-0001	H441DG
0774-0020	H441DR
0774-0024	H441DRG
0774-0004	H441DV
H960 Max. Disc Diameter: 18 in	
0778-0016	H960DLCI
0778-0003	H960DECI
0778-0004	H960DECIG
0778-0011	H960DNCI
0778-0017	H960DOCI
0778-0014	H960DXCI
0778-0000	H960DXCI



# MECHANICAL CALIPER DISC BRAKES

**ENDURANCE TECHNOLOGY**<sup>SM</sup> *Endurance Technology features are designed for maximum durability to provide extended service life.*

Tolomatic manufactures a broad range of mechanical brakes in these series: ME10, ME20, ME220 and MB3. Designed for use in areas that do not have access to other

types of power, these single acting calipers feature replaceable, high-grade friction material, aluminum or cast iron construction and zinc plated bolts.

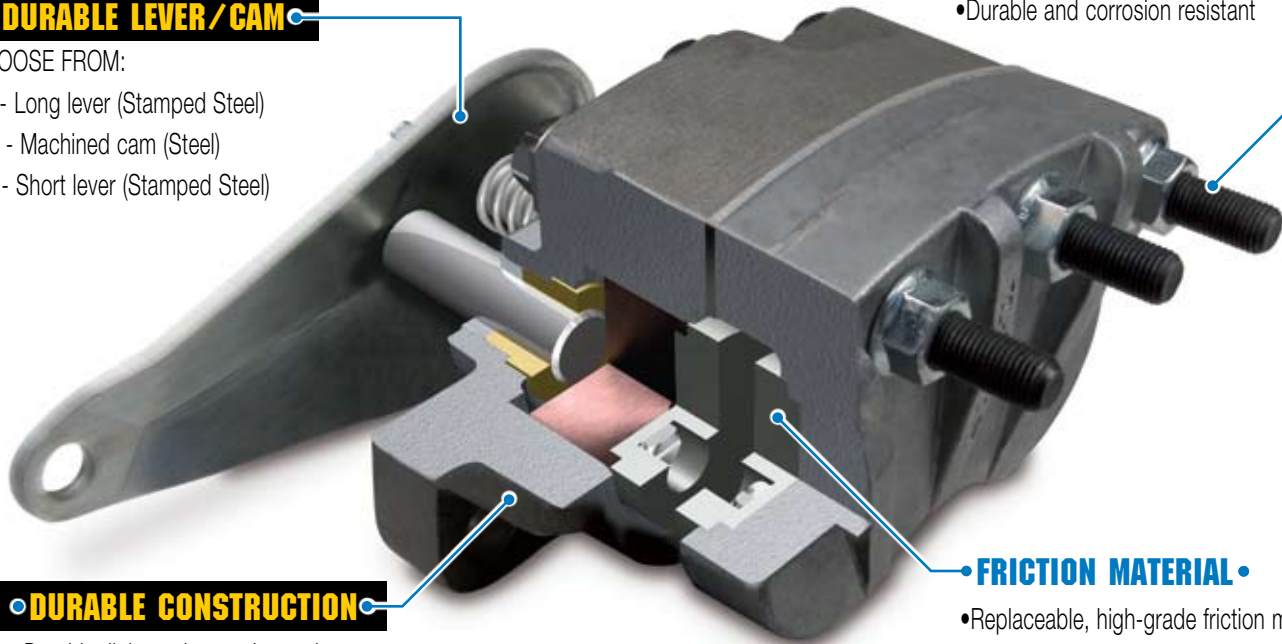
## DURABLE LEVER / CAM

CHOOSE FROM:

- L - Long lever (Stamped Steel)
- M - Machined cam (Steel)
- S - Short lever (Stamped Steel)

## ZINC PLATED BOLTS

- Durable and corrosion resistant



## DURABLE CONSTRUCTION

- Durable, light and corrosion resistant aluminum (ME10, ME20, ME220)
- Durable cast iron (ME220, MB3)

## FRICTION MATERIAL

- Replaceable, high-grade friction material



## MODEL CHOICES



### FIXED or FLOATING MOUNT SINGLE ACTING

- Fixed Mount - Floating Disc
- Floating Mount - Fixed Disc



### ALUMINUM or CAST IRON HOUSING

- Lever force, strength and weight to suit more applications



### LEVER ORIENTATION

- Easily adjustable to suit the application



### LONG, SHORT or MACHINED CAM LEVERS

- Choose the strength, weight and lever force for each application



### DISC CHOICES

- Thickness: 5/32", 1/4", 3/8", 1/2", 1-1/2"
- Diameter: 6-5/16", 8", 10", 12", 16"

## ME-CDB

SPECIFICATIONS: pg. 17

MAXIMUM

LEVER FORCE: 660 lbs

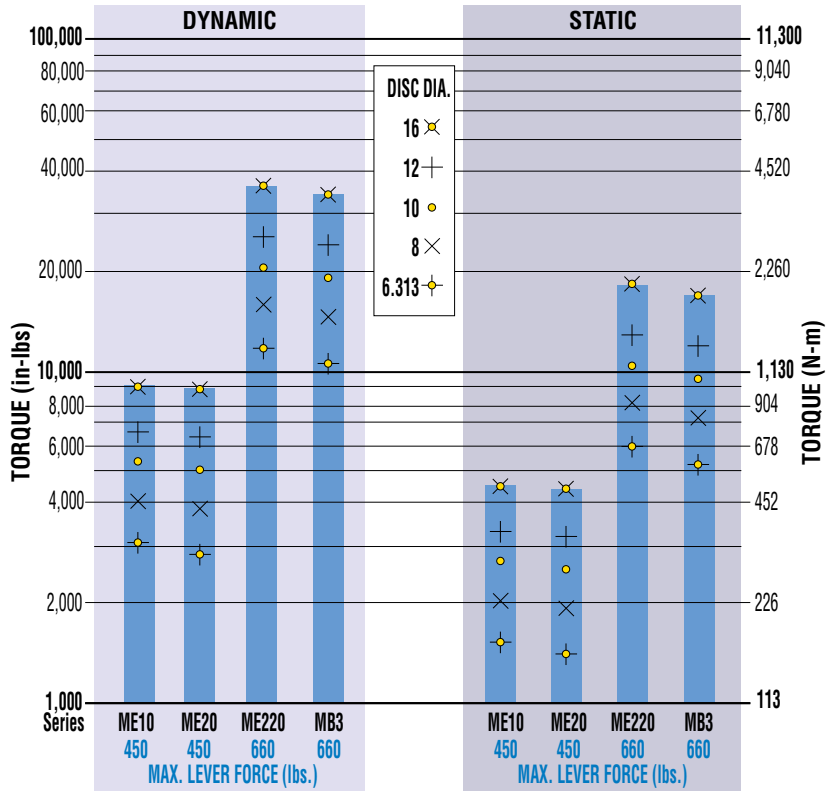
TEMP: 400° F

TORQUE: 65003in-lbs

COMPLETE INFORMATION:

www.tolomatic.com

## MAX. TORQUE



Note: Graph above indicates maximum torque data represented visually.  
 Table below indicates maximum torque data represented numerically.  
 Grey background (below) indicates disc sizes not normally in Tolomatic inventory.

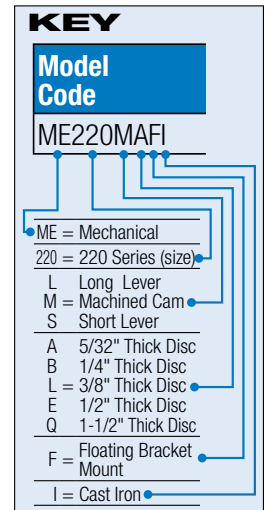
Disc Dia.	MAX. DYNAMIC TORQUE			
	ME10	ME20	ME220	MB3
6.313	3,004	2,762	11,702	10,363
8	4,025	3,783	15,489	14,255
10	5,235	4,993	20,208	18,869
12	6,446	6,204	24,978	23,482
14	7,656	7,414	30,240	28,096
16	8,867	8,625	35,452	32,709
18				37,322
20				41,936
22				46,549
24				51,163
26				55,776
28				60,389
30				65,003
MAX. LEVER FORCE	450 lbs	450 lbs	660 lbs	660 lbs

Disc Dia.	MAX. STATIC TORQUE			
	ME10	ME20	ME220	MB3
6.313	1,502	1,381	5,851	5,174
8	2,012	1,891	7,744	7,118
10	2,618	2,497	10,104	9,421
12	3,223	3,102	12,489	11,724
14	3,828	3,707	15,120	14,028
16	4,433	4,312	17,726	16,331
18				18,635
20				20,938
22				23,241
24				25,545
26				27,848
28				30,152
30				32,455
MAX. LEVER FORCE	450 lbs	450 lbs	660 lbs	660 lbs

Note: Disc Dia. given in inches, Max. Torque given in in-lbs

Assembly Number	Model Code
ME10 Max. Disc Diameter: No Max.	
0732-0003	ME10LA
0732-0002	ME10LAF
0732-0004	ME10LBF
0707-0000	ME10MA
0707-0001	ME10MAF
ME20 Max. Disc Diameter: No Max.	
0731-0003	ME20LA
0731-0002	ME20LAF
0731-0005	ME20LB
0731-0006	ME20LBF
0726-0000	ME20MA
0726-0001	ME20MAF
0726-0002	ME20MB
0726-0003	ME20MBF
0731-0000	ME20SA
0731-0001	ME20SAF
0731-0007	ME20SB
0731-0004	ME20SBF

Assembly Number	Model Code
ME220 Max. Disc Diameter: 16 in	
0745-0000	ME220A
0745-0001	ME220AF
0745-0010	ME220B
0745-0011	ME220BF
0745-0020	ME220E
0745-0021	ME220EF
0745-0015	ME220L
0745-0008	ME220LF
0745-0002	ME220MAI
0745-0003	ME220MAFI
0745-0012	ME220MBI
0745-0013	ME220MBFI
0745-0016	ME220MLI
0745-0017	ME220MLFI
0745-0023	ME220MEI
0745-0024	ME220MEFI
0745-0026	ME220MQFI
MB3 Max. Disc Diameter: 30 in	
0790-0000	MB3



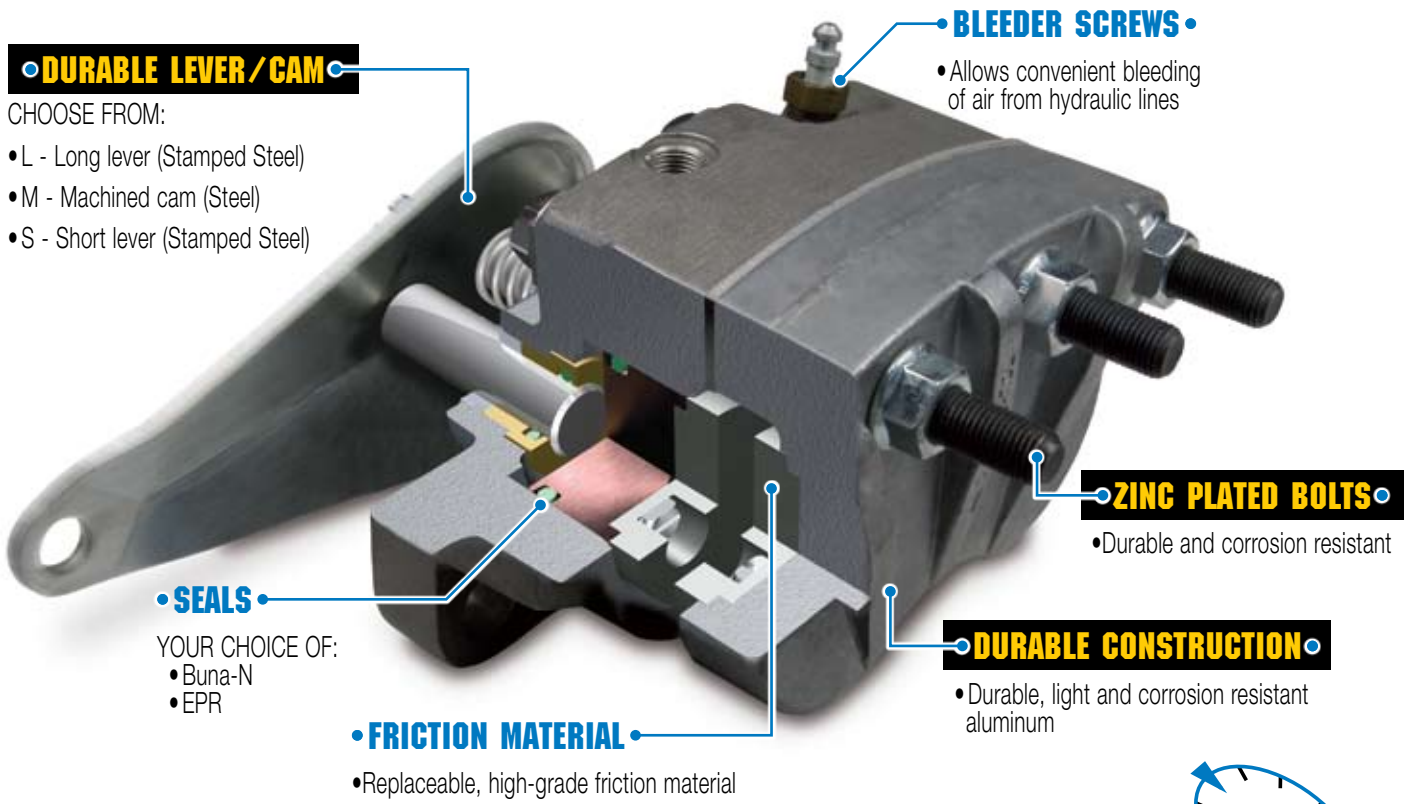
# HYDRAULIC / MECHANICAL BRAKES

## ENDURANCE TECHNOLOGY<sup>SM</sup>

Endurance Technology features are designed for maximum durability to provide extended service life.

These Tolomatic brakes combine hydraulic and mechanical braking in one caliper. Available in the H/ME20 Series and H/ME220 Series these single acting calipers deliver high braking torque in a small package. Features include:

replaceable, high-grade friction material, standard EPR seals, aluminum or cast iron construction, bleeder screws and zinc plated bolts. Options include Buna-N seals and floating brackets.



### DURABLE LEVER / CAM

CHOOSE FROM:

- L - Long lever (Stamped Steel)
- M - Machined cam (Steel)
- S - Short lever (Stamped Steel)

### BLEEDER SCREWS

- Allows convenient bleeding of air from hydraulic lines

### ZINC PLATED BOLTS

- Durable and corrosion resistant

### SEALS

YOUR CHOICE OF:

- Buna-N
- EPR

### FRICTION MATERIAL

- Replaceable, high-grade friction material

### DURABLE CONSTRUCTION

- Durable, light and corrosion resistant aluminum



## MODEL CHOICES



### FIXED or FLOATING MOUNT

SINGLE ACTING

- Fixed Mount - Floating Disc
- Floating Mount - Fixed Disc



### LEVER ORIENTATION

- Easily adjustable to suit the application



### LONG, SHORT or MACHINED CAM LEVERS

- Choose the strength, weight and lever force for each application



### SEALS

- Buna-N use with mineral based hydraulic oil for temperatures up to 225°F
- EPR (standard) use with automotive brake fluid for temperatures up to 300°F



### DISC CHOICES

Thickness: 5/32", 1/4", 3/8", 1/2"  
Diameter: 6-5/16", 8", 10", 12", 16"

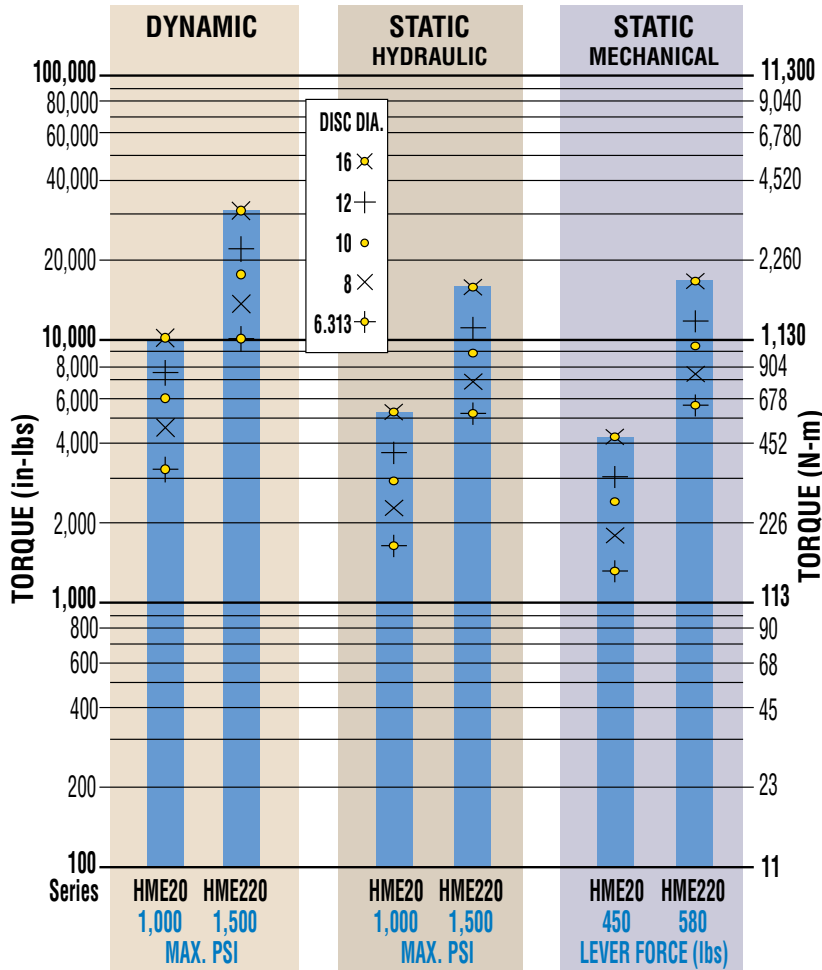
### HME-CDB

SPECIFICATIONS: pg. 19

MAXIMUM LEVER FORCE:	580 lbs
PRESSURE:	1500 PSI
TEMP:	400° F
TORQUE:	31147in-lbs

COMPLETE INFORMATION:  
www.tolomatic.com

## MAX. TORQUE



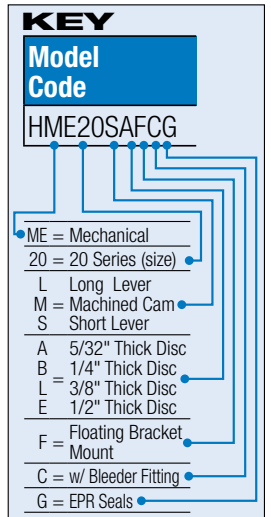
Note: Graph above indicates maximum torque data represented visually.  
 Table below indicates maximum torque data represented numerically.  
 Grey background (below) indicates disc sizes not normally in Tolomatic inventory.

Disc Dia.	DYNAMIC		Disc Dia.	STATIC		Disc Dia.	STATIC	
	H20	H220		H20	H220		ME20	ME220
6.313	3,285	10,282	6.313	1,642	5,141	6.313	1,381	4,602
8	4,500	13,608	8	2,250	6,804	8	1,896	6,482
10	5,940	17,755	10	2,970	8,878	10	2,497	8,642
12	7,380	21,946	12	3,690	10,973	12	3,102	10,803
14	8,820	26,568	14	4,410	13,284	14	3,707	12,963
16	10,260	31,147	16	5,130	15,574	16	4,312	15,188
MAX. PSI	1,000	1,500	MAX. PSI	1,000	1,500	MAX. LEVER FORCE	450 lbs	580 lbs

Note: Disc Dia. given in inches, Max. Torque given in in-lbs

Assembly Number	Model Code
HME20 Max. Disc Dia.: No Max.	
0755-0360	HME20LAC
0755-0660	HME20LACG
0755-0260	HME20LAF
0755-0560	HME20LAFCG
0755-0370	HME20LB
0755-0670	HME20LBCG
0755-0270	HME20LBFC
0755-0570	HME20LBFCG
0755-0300	HME20MAC
0755-0600	HME20MACG
0755-0200	HME20MAFC
0755-0500	HME20MAFCG
0755-0310	HME20MBC
0755-0610	HME20MBCG
0755-0210	HME20MBFC
0755-0510	HME20MBFCG
0755-0100	HME20MSBG
0755-0330	HME20SAC
0755-0630	HME20SACG
0755-0230	HME20SAFC
0755-0530	HME20SAFCG
0755-0340	HME20SBC
0755-0640	HME20SBCG
0755-0240	HME20SBFC
0755-0540	HME20SBFCG

Assembly Number	Model Code
HME220 Max. Disc Dia.: 16 in	
0744-0630	HME220SACG
0744-0631	HME220SACG
0744-0640	HME220SBCG
0744-0650	HME220SLCG
0744-0660	HME220SECG






# SPRING APPLIED BRAKES

## ENDURANCE TECHNOLOGY<sup>SM</sup>

Endurance Technology features are designed for maximum durability to provide extended service life.

Tolomatic offers spring applied brakes in sizes ranging from FS20 Series to FS595 Series. These brakes require pressure (normally hydraulic) for disc release. Braking force is provided by a stack (or stacks) of Belleville spring washers. The concave washers are capable of storing enormous force. When the brake is pressurized a piston(s)

moves to compress the spring washer stack(s), thus releasing the disc. These calipers feature replaceable, high-grade friction material, aluminum or cast iron construction, Buna-N seals and zinc plated bolts. Options include EPR seals, seals of Viton® material, retractable pistons and manual compensators.



### SEALS

YOUR CHOICE OF:

- Buna-N
- EPR
- Viton®

### BELLEVILLE SPRING WASHERS

- Stack(s) of concave washers are capable of storing high force

### FRICTION MATERIAL

- Replaceable, high-grade friction material

### BLEEDER SCREWS

- Allows convenient bleeding of air from hydraulic lines

### DURABLE CONSTRUCTION

- Durable, light and corrosion resistant aluminum (FS20, FS220)
- Durable, strong cast iron (FS220, FS595)

### ZINC PLATED BOLTS

- Durable and corrosion resistant



## MODEL CHOICES



### ALUMINUM or CAST IRON HOUSING

- More choices to use in a greater variety of applications



### SEALS

- Buna-N (standard) use with mineral based hydraulic oil for temperatures up to 250°F
- EPR use with automotive brake fluid for temperatures up to 300°F



### RETRACTABLE PISTONS

- For applications requiring absolutely no residual drag from the linings on the disc



### MANUAL COMPENSATORS

- Get the most life and performance from friction material with manual compensators



### DISC CHOICES

Thickness: 5/32", 1/4", 3/8", 1/2"  
Diameter: 6-5/16", 8", 10", 12", 16"

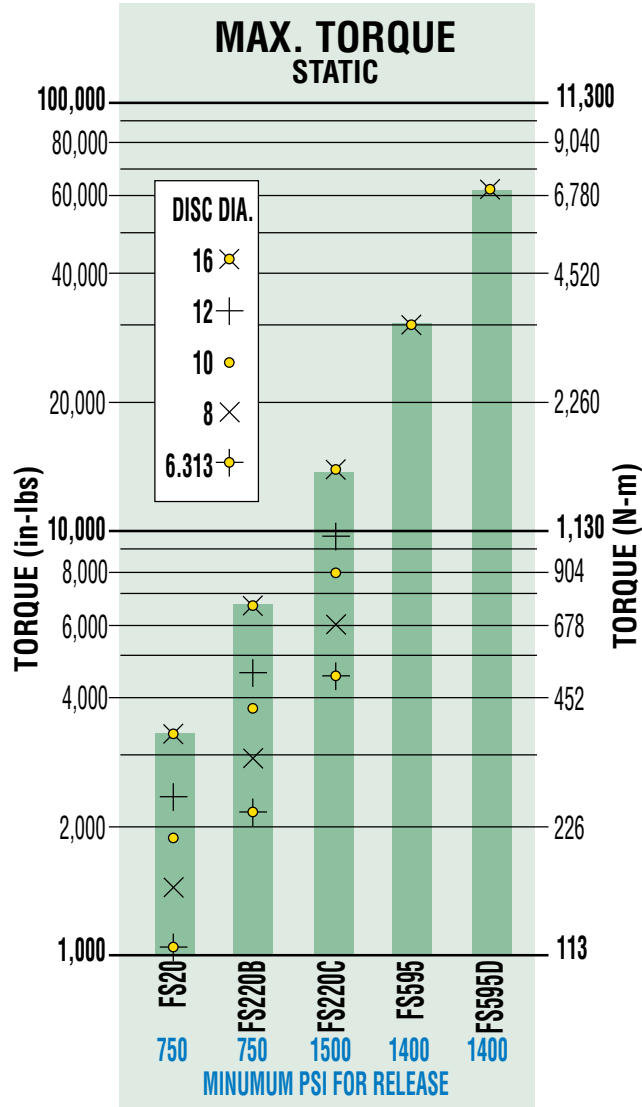
### FS-CDB

SPECIFICATIONS: pg. 21

#### MAXIMUM

- LEVER FORCE: 580 lbs
- PRESSURE: 2000 PSI
- RELEASE PRESSURE: 1500 PSI
- TEMP: 400° F
- TORQUE: 126733in-lbs

COMPLETE INFORMATION:  
www.tolomatic.com



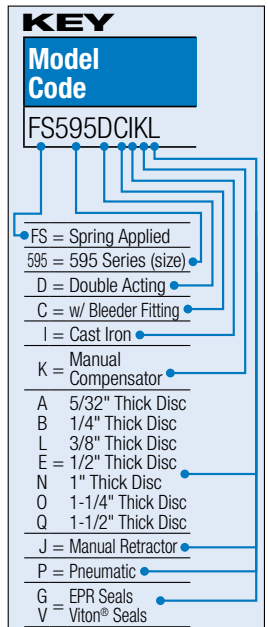
Note: Graph above indicates maximum torque data represented visually.  
 Table below indicates maximum torque data represented numerically.  
 Grey background (below) indicates disc sizes not normally in Tolomatic inventory.

Disc Dia.	MAX. STATIC TORQUE				
	FS20	FS220B	FS220C	FS595	FS595 Dual
6.313	1,061	2,213	4,522		
8	1,453	2,930	5,985		
10	1,918	3,822	7,809		
12	2,383	4,724	9,652		
14	2,848	5,715	11,676	26,426	52,853
16	3,313	6,705	13,699	31,046	62,093
18				35,666	71,333
20				40,286	80,573
22				44,906	89,813
24				49,526	99,053
26				54,146	108,293
28				58,766	117,533
30				63,386	126,733
RELEASE PSI	750	750	1500	1400	1400

Note: Disc Dia. given in inches, Max. Torque given in in-lbs

Assembly Number	Model Code
FS20 Max. Disc Dia.: No Max.	
0760-0000	FS20A
0760-0003	FS20AG
0760-0001	FS20B
0760-0004	FS20BG
0760-0026	FS20L
0760-0020	FS20E
0760-0023	FS20PA
0760-0016	FS20PB
FS220 Max. Disc Dia.: 16 in	
0740-0000	FS220BA
0740-0017	FS220BB
0740-0018	FS220BBG
0740-0019	FS220BL
0740-0070	FS220BLG
0740-0021	FS220BE
0740-0001	FS220BIA
0740-0006	FS220BIAJK
0740-0003	FS220BIB
0740-0007	FS220BIBJK
0740-0028	FS220BIBJG
0740-0004	FS220BIL
0740-0008	FS220BILJK
0740-0005	FS220BIE
0740-0009	FS220BIEJK
0741-0000	FS220CA
0741-0018	FS220CB
0741-0020	FS220CL
0741-0022	FS220CE
0741-0005	FS220CIA
0741-0009	FS220CIAJK
0741-0006	FS220CIB
0741-0010	FS220CIBJK
0741-0007	FS220CIL
0741-0011	FS220CILJK
0741-0008	FS220CIE
0741-0012	FS220CIEJK

Assembly Number	Model Code
FS595 Max. Disc Dia.: No Max.	
0781-0011	FS595DCIKE
0781-0027	FS595DCIKEG
0782-0007	FS595DCIKE, DUAL COMBO
0782-0008	FS595DCIKN, DUAL COMBO
0781-0023	FS595DCIKNV
0781-0018	FS595DCIKO
0781-0000	FS595DCIKQ



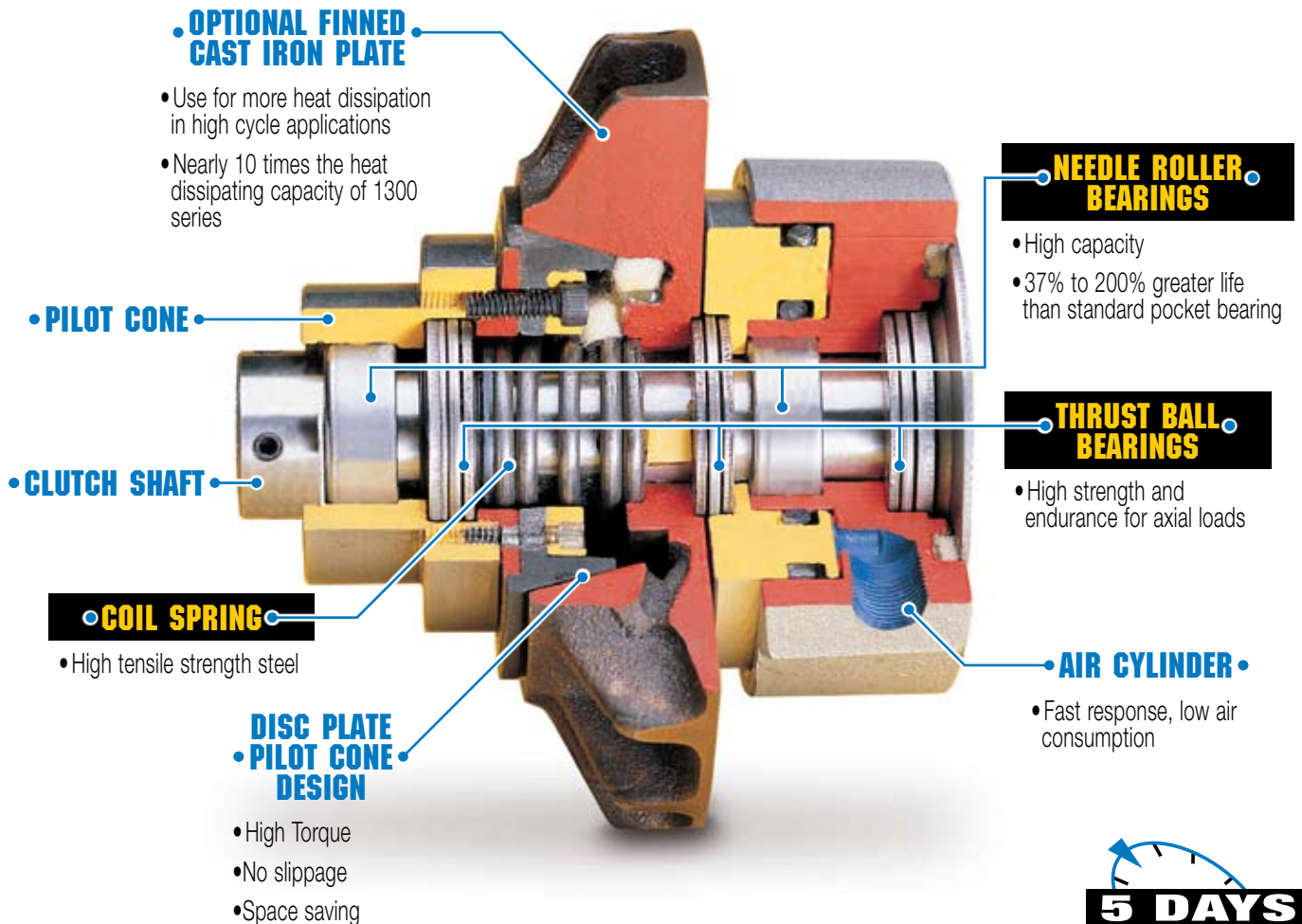
# DISC CONE CLUTCHES

## ENDURANCE TECHNOLOGY<sup>SM</sup>

Endurance Technology features are designed for maximum durability to provide extended service life.

Tolomatic engineers developed the Disc/Cone clutch more than 40 years ago, and it's still the best disc/cone clutch available in the industry today. In this unique design the cone engages a cup on the pilot plate for immediate, positive engagement with no slippage. Tolomatic Disc/Cone clutches offer high torque and compact profiles in lower cyclic applications.

The Disc/Cone clutch is available in two models; the 1200 series and the 1300 series. The 1300 series offers a space saving design, while the 1200 series has a cast iron, heat dissipating finned plate which provides almost 10 times the heat dissipating capacity of the 1300 series model.



**5 DAYS  
BUILT-TO-ORDER**

### DCC

SPECIFICATIONS: pg. 23

MAXIMUM

TRANS. POWER: 10 Hp

RPM 1800 RPM

PRESSURE 100 PSI

TEMP: 300° F

**COMPLETE INFORMATION:**  
www.tolomatic.com

## MODEL CHOICES



### 1300 or 1200 SERIES

- Choose space saving design or greater heat dissipating design



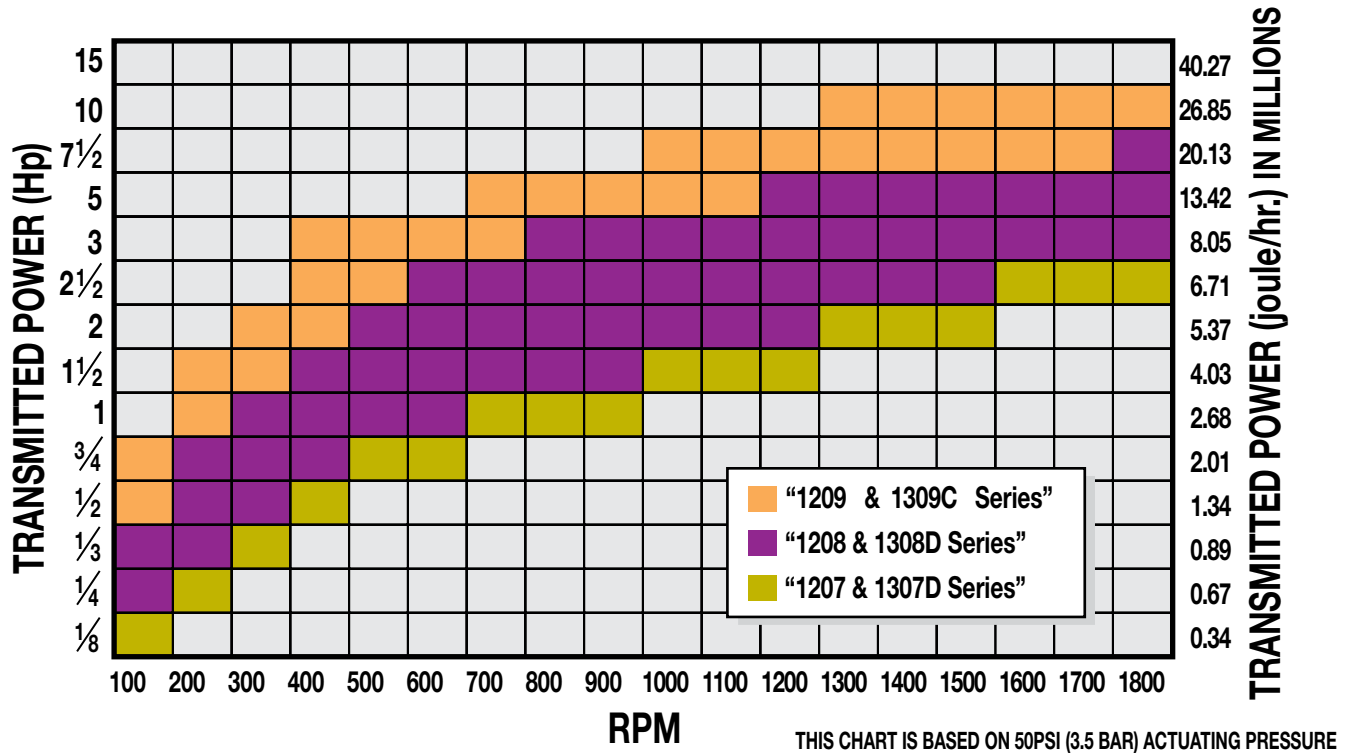
### SPROCKET MOUNT

- Sprocket sizes from 35A25 to 50A27



### SPROCKET MOUNT WITH DISC & BRAKE

- Sprocket sizes from 35A25 to 50A27



PART NUMBER	DESCRIPTION	BORE SIZE	TORQUE*	BASE WEIGHT
1207, 1307D Series				
1207-0008	Clutch 1207-08	1/2"	240	4.0 lbs.
1207-0010	Clutch 1207-10	5/8"	240	4.0 lbs.
1307-0308	Clutch 1307D-08	1/2"	240	3.1 lbs.
1307-0310	Clutch 1307D-10	5/8"	240	3.1 lbs.
1208, 1308D Series				
1208-0010	Clutch 1208-10	5/8"	600	8.0 lbs.
1208-0012	Clutch 1208-12	3/4"	600	8.0 lbs.
1208-0014	Clutch 1208-14	7/8"	600	8.0 lbs.
1308-0310	Clutch 1308D-10	5/8"	225	8.0 lbs.
1308-0312	Clutch 1308D-12	3/4"	225	8.0 lbs.
1308-0314	Clutch 1308D-14	7/8"	225	8.0 lbs.

PART NUMBER	DESCRIPTION	BORE SIZE	TORQUE*	BASE WEIGHT
1209, 1309C Series				
1209-0016	Clutch 1209-16	1"	960	17.0 lbs.
1209-0018	Clutch 1209-18	1-1/8"	960	17.0 lbs.
1209-0020	Clutch 1209-20	1-1/4"	960	17.0 lbs.
1209-0022	Clutch 1209-22	1-3/8"	960	17.0 lbs.
1309-0316	Clutch 1309C-16	1"	200	17.0 lbs.
1309-0318	Clutch 1309C-18	1-1/8"	200	17.0 lbs.
1309-0320	Clutch 1309C-20	1-1/4"	200	17.0 lbs.
1309-0322	Clutch 1309C-22	1-3/8"	200	17.0 lbs.

\*Torque based on 600 RPM at 25 cycles per minute  
(See [www.tolomatic.com](http://www.tolomatic.com) for complete information)

# THE TOLOMATIC DIFFERENCE

What you expect from the industry leader:



## EXCELLENT CUSTOMER SERVICE & TECHNICAL SUPPORT

Our people make the difference! Expect prompt, courteous replies to all of your application and product questions.



## INDUSTRY LEADING DELIVERIES

Standard catalog products are built to order and ready-to-ship in 5 days or less. Modified and custom products ship weeks ahead of the competition.



## INNOVATIVE PRODUCTS

From standard catalog products... to modified products... to completely unique custom products, Tolomatic designs and builds the best solutions for your challenging applications.




## 3D MODELS & 2D DRAWINGS AVAILABLE ON THE WEB

Easy to access CAD files are available in many popular formats.

## ALSO CONSIDER THESE OTHER TOLOMATIC PRODUCTS:

### PNEUMATIC PRODUCTS



*RODLESS CYLINDERS: Band Cylinders, Cable Cylinders, MAGNETICALLY COUPLED CYLINDERS/SLIDES; GUIDED ROD CYLINDER SLIDES*

"FOLDOUT" BROCHURE #9900-9075  
PRODUCTS BROCHURE #9900-4028

### ELECTRIC PRODUCTS



*ROD & GUIDED ROD STYLE ACTUATORS, HIGH THRUST ACTUATORS, SCREW & BELT DRIVE RODLESS ACTUATORS, MOTORS, DRIVES AND CONTROLLERS*

"FOLDOUT" BROCHURE #9900-9074  
PRODUCTS BROCHURE #9900-4016

### POWER-TRANSMISSION PRODUCTS



*GEARBOXES: Float-A-Shaft®, Slide-Rite®; DISC CONE CLUTCH; CALIPER DISC BRAKES*

"FOLDOUT" BROCHURE #9900-9076  
PRODUCTS BROCHURE #9900-4029



3800 County Road 116 • Hamel, MN 55340 U.S.A.  
Phone: (763) 478-8000 • Fax: (763) 478-8080

Toll-Free: **1-800-328-2174**

Email: [help@tolomatic.com](mailto:help@tolomatic.com) • <http://www.tolomatic.com>

All brand and product names are trademarks or registered trademarks of their respective owners. Information in this document is believed accurate at time of printing. However, Tolomatic assumes no responsibility for its use or for any errors that may appear in this document. Tolomatic reserves the right to change the design or operation of the equipment described herein and any associated motion products without notice. Information in this document is subject to change without notice.

Visit [www.tolomatic.com](http://www.tolomatic.com) for the most up-to-date technical information

